

HURTLÉ



HURES72 - HURES80
10 Inch Foldable Electric Scooter

USER GUIDE

HELMETS SAVE LIVES!

Always wear a properly fitted helmet that complies with CPSC or CE safety standards when you ride your scooter.



Correct Fitting:

Make sure your helmet covers your forehead.



Incorrect Fitting:

Forehead is exposed and vulnerable to serious injury.

WARNING

As with all mechanical components, the *Foldable Electric Scooter* is subjected to wear and high stresses. Different materials and components may react to wear or fatigue in different ways. If the design life of a component has been exceeded, it may suddenly fail possibly causing injuries to the rider. Any form of crack, scratch or change of coloring in highly stressed areas indicate that the life of the component has been reached and it should be replaced. **DO NOT** ride in an abusive manner.

CAUTION

In this manual, the **CAUTION** sign indicates a hazardous situation which, if not avoided, can cause minor or moderate injury.

WARNING

In this manual, the **WARNING** sign indicates a hazardous situation which, if not avoided, can cause death or serious injury.

WARNING

Great care should be taken with the *Foldable Electric Scooter* when folding or unfolding. If you do not understand how to operate the levers, please visit www.PyleUSA.com

DO NOT RIDE YOUR HURTLE FOLDABLE ELECTRIC SCOOTER WITHOUT ALL RELEASES SECURELY LOCKED.

California Prop 65 Warning

WARNING:

This product contains Diisononyl phthalate which is known to the state of California to cause cancer birth defects and other reproductive harm. Do not ingest.

For more info go to: www.P65warnings.ca.gov

WARNING

PLEASE READ THE USER MANUAL THOROUGHLY.

Failure to follow the basic instructions and safety precautions listed in the user manual can lead to damage to your device, other property damage, serious bodily injury, and even death.

Please read all instructions carefully before using and retain this manual for future use and reference.

This manual applies to the *Foldable Electric Scooter*.

- In order to avoid dangers that are caused by collisions, falls, and loss of control, please learn how to ride the scooter safely.
- You can learn operating skills by reading the product manual and watching videos.
- This manual includes operating instructions and precautions. Users must read it carefully and follow the instructions.
- All users are responsible for any consequences caused by violating warning contents or prompt operations.

Hurtle Foldable Electric Scooter can not be held liable.

ATTENTION

1. **Use only the supplied charger with this scooter.**
2. The operating temperature range of the charger is 32 – 104°F (0 – 40°C).
3. The operating temperature range of the *Foldable Electric Scooter* is 32 – 104°F (0 – 40°C).
4. Do not ride on icy or slippery surfaces.
5. Read the operation manual and warning labels before riding.
6. Store the *Foldable Electric Scooter* in a dry, ventilated environment.
7. When transporting the *Foldable Electric Scooter*, avoid violent crashes or impact.

LOW TEMPERATURE WARNING

Low temperature will affect the lubrication of moving parts inside the *Foldable Electric Scooter*, increasing internal resistance. At the same time, in low temperatures, the discharge capacity and the capacity itself of the battery will be significantly decreased.

Use caution when riding the *Foldable Electric Scooter* in cold temperatures (below 40 degrees F).

Doing so may increase the risk of mechanical failures of the scooter, which may lead to damage to your device, other property damage, serious bodily injury and even death.

SAFETY INSTRUCTIONS

- Keep the device away from heat sources, direct sunlight, humidity, water and any other liquids.
- Do not operate the device if it has been exposed to water, moisture or any other liquids to prevent against electric shock, explosion and/or injury to yourself and damage to the device.
- Do not use the device if it has been dropped or damaged in any way.
- Repairs to electrical equipment should only be performed by the manufacturer. Improper repair voids the warranty and may place the user at serious risk.
- Do not puncture or harm the exterior surface of the product in any way.
- Keep the device free from dust, lint, etc.
- Do not use this device for anything other than its intended use or purpose. Doing so may damage the device or lead to property damage, injury or death.
- This product is not a toy. Keep out of reach of children.
- Do not expose batteries, battery pack, or batteries installed to excessive heat, such as direct sunlight, or open flame.
- Do not allow hands, feet, hair, body parts, clothing or similar articles to come in contact with moving parts, wheels or drive-train, while the *Foldable Electric Scooter* is running.
- Do not operate, or allow others to operate, the *Foldable Electric Scooter*, until the user understands all instructions, warnings and safety features described in this manual.

- Check with your doctor if you have a medical condition that could affect your ability to use the ***Foldable Electric Scooter***.
- Persons with head, back or neck ailments or prior surgeries to those areas of the body are not recommended to use this ***Foldable Electric Scooter***.
- Do not operate if you are pregnant, have a heart condition, or have both.
- Persons with any mental or physical conditions that may make them susceptible to injury or impair their physical or mental capabilities to recognize, understand and perform all of the safety instructions and to be able to assume the hazards inherent in unit use, should not use the ***Foldable Electric Scooter***.

NOTES

In this manual, the above symbol with the word “**NOTES**” indicates instructions or relevant facts the user should remember prior to using the device.

CAUTION!

In this manual, the above symbol with the word “**CAUTION**” indicates a hazardous situation which, if not avoided, can cause minor or moderate injury.

WARNING

In this manual, the above symbol with the word “**WARNING**” indicates a hazardous situation which, if not avoided, can cause death or serious injury.

SERIAL NUMBER

Please keep the serial number on file for warranty claims as well as proof of purchase.

WARNING

WARNING: Prolonged exposure to UV rays, rain and the elements may damage the enclosure materials. Store indoors when not in use.

INTRODUCTION

This manual is designed to give you the information you need for the safe operation and maintenance of your new **Foldable Electric Scooter**. Please read it thoroughly before riding your scooter.

⚠️ WARNING

Make sure you read this complete manual before riding your **Foldable Electric Scooter**. Failure to do so, or failure to follow its guidelines could lead to serious injury or death.

The **Hurtle Foldable Electric Scooter** is a personal transporter. Our technology and production processes are developed with strict testing for each scooter. Operating the **Foldable Electric Scooter** without following the contents of this manual may lead to damage to your scooter, or bodily injury.

What's in the Box:

- (1) Folding Electric Scooter
- (1) Charging Cable
- (1) Wall Charger
- (1) Wrench
- (4) M5 Screws

Your **Foldable Electric Scooter** serial number is stamped respectively on the bottom of the platform. Record the serial number in the designated area of the “**WARRANTY**” section of this manual in the event that your **Foldable Electric Scooter** is lost or stolen.

SAFETY PRECAUTIONS

- The first rule in safe riding is to use common sense.
- Different localities and countries have different laws governing riding electric transportation devices on public roads.
- You should check with local officials to ensure you are complying with local traffic law requirements.
- **Hurtle Foldable Electric Scooter** is not liable for tickets or violations given to riders who do not follow local laws and regulations.
- For your safety, always wear a helmet that meets CPSC or CE safety standards. In the event of an accident, a helmet can protect you from serious injury and in some cases, even death.

- Obey all local traffic laws. Obey red and green lights, one-way streets, stop signs, pedestrian crosswalks, etc.
- Ride with the traffic, not against it.
- Ride defensively; expect the unexpected.
- Give pedestrians the right-of-way.
- Do not ride too close to pedestrians and alert them if you intend to pass them from behind.
- Slow down at all street intersections and look to the left and right before crossing.

Your **Hurtle Foldable Electric Scooter** scooter is not equipped with reflectors. It is not recommended that you ride in conditions of low visibility.

If you are riding your scooter in low-visibility conditions, ensure your LED light is turned on, and that you are wearing bright, reflective clothing.

WARNING

When you ride in low-visibility conditions such as fog, dusk, or night, you might be difficult to see, which could lead to a collision. To increase your level of safety, be sure wear bright, reflective clothing when riding in poor lighting conditions.

Think about safety when you ride. You can prevent many accidents if you think about safety. Below is a helpful checklist for riders.

SAFETY CHECKLIST

- Do not ride above your skill level. Ensure you have had enough practice with all functions and features of your **Hurtle Foldable Electric Scooter**.
- Do not ride too fast -- with increased speed comes increased risk. If you are moving at a higher speed, small bumps can turn into large impacts, leading to a higher risk of injury if an accident occurs.
- Do not ride with pets.
- Before stepping on your **Hurtle Foldable Electric Scooter**, make sure it is placed flat on level ground and the power is on.

- Do not try to open or modify your *Hurtle Foldable Electric Scooter*. Doing so, voids the manufacturer warranty and may cause your scooter to fail, resulting in injury or death.
- Do not use the *Hurtle Foldable Electric Scooter* in a manner that would put people or property in danger.
- If you and your friend(s) are riding scooters together, be sure to keep a safe distance between each other to prevent collisions, property damage, serious injuries or even death.
- Be sure to keep your feet on the scooter at all times. Moving your feet off your scooter while driving is dangerous and may cause the scooter to stop or veer sideways.
- Do not operate the scooter while under the influence of drugs and/or alcohol.
- Do not operate the scooter when you are restless or sleepy.
- Use your best judgment to keep yourself out of dangerous situations with your *Hurtle Foldable Electric Scooter*.
- Do not ride your *Hurtle Foldable Electric Scooter* off of curbs, ramps, or attempt to operate in a skate park, empty pool, or in any way similar to a skateboard. Misuse of your scooter, voids the manufacturer warranty and may lead to injury or damage.
- Do not abuse your scooter, doing so can damage your unit and cause failure to the operating system which may lead to injury. Physical abuse, including dropping your scooter, voids the manufacturer warranty.
- Do not operate in or near puddles of water, mud, sand, stones, gravel, debris or near rough and rugged terrain.
- The *Hurtle Foldable Electric Scooter* can be used on paved surfaces that are flat and even. If you encounter uneven pavement, please lift your scooter over and past the obstruction.
- **Do not ride in inclement weather:** snow, rain, hail, sleet, on icy roads or in extreme heat or cold.
- Bend your knees when riding on bumpy or uneven pavement to absorb the shock and vibration and help you keep your balance.
- If you are unsure if you can safely ride on a specific terrain, step off and carry your scooter. **ALWAYS BE ON THE SIDE OF CAUTION.**

WARNING

Proper use of your brake is vital to ensure safe, efficient stopping. To avoid misuse and potential injury, do not apply sudden or excessive force to your brakes. Apply your brakes gradually and give yourself enough room to come to a complete stop safely.

- Do not attempt to ride over bumps or objects greater than ½ in. even when prepared and bending your knees.
- **PAY ATTENTION** - look at where you are riding and be conscious of the road conditions, people, places, property and objects around you.
- Do not operate the *Foldable Electric Scooter* in crowded areas.
- Operate your *Foldable Electric Scooter* with extreme caution when indoors, especially around people, property, and narrow spaces.
- Do not operate the *Hurtle Foldable Electric Scooter* while talking, texting, or looking at your phone.
- Do not ride your *Foldable Electric Scooter* where it is not permitted.
- Do not ride your *Hurtle Foldable Electric Scooter* near motor vehicles or on public roads.
- Do not travel up or down steep hills.
- The scooter is intended for use by a single individual.
DO NOT attempt to operate the scooter with two or more people.
- Do not carry anything while riding the *Foldable Electric Scooter*.
- Individuals with lack of balance should not attempt to operate the *Hurtle Foldable Electric Scooter*.
- Pregnant women should not operate the scooter.
- Young children and the elderly should not operate the scooter.
- At higher speeds, always take into consideration longer stopping distances.
- Do not attempt to jump on or off your *Foldable Electric Scooter*.

WARNING

When you ride in low-visibility conditions such as fog, dusk, or night, you might be difficult to see, which could lead to a collision. In addition wear bright, reflective clothing when riding in poor lighting conditions.

- Do not attempt any stunts or tricks with your scooter.
- Do not ride the scooter in dark or poorly lit areas.
- Do not ride the scooter near or over potholes, cracks or uneven pavement or surfaces.
- Do not operate your scooter off-road.
- Do not turn sharply, especially at high speeds.
- Do not exceed the maximum or minimum weight limits.
- Avoid driving the scooter in unsafe places, including near areas with flammable gas, steam, liquid, dust, fiber, which could cause fire and explosion accidents.
- Do not operate near swimming pools or other bodies of water.
- Keep safe brake distance during wet weather.

WARNING

There may be additional risk to injury if you use your scooter incorrectly. This includes, but is not limited to:

- Jumping your scooter
- Riding over debris or obstacles
- Performing stunts
- Riding in off-road terrain
- Riding fast
- Racing other riders
- Riding in unusual manner

The aforementioned examples add stress to each part of your scooter and can lead to long term damage of the device.

Damage to your scooter can lead to an accident or increase your risk of injury. To decrease your risk of injury, use your scooter correctly.

WARNING

To reduce the risk of injury, adult supervision is required.

Never use in roadways, near motor vehicles, on or near steep inclines or steps, swimming pools or other bodies of water; always wear shoes, and never allow more than one rider.

CARE & MAINTENANCE

- Do not expose the device to liquid, moisture, or humidity to avoid damage to the product's internal circuitry.
- Do not use abrasive cleaning solvents to clean the device.
- Do not expose the device to extremely high or low temperatures as this will shorten the life of the electronic device, destroy the battery, and/or distort certain plastic parts.
- Do not dispose of the device in fire as it may explode or combust.
- Do not expose the device to contact with sharp objects as this will cause scratches and damage.
- Do not let the device fall from high places, as doing so may damage the internal circuitry.
- Do not attempt to disassemble the device.
- Use only the charger provided by **Hurtle**.
- Using only the manufacturer's authorized replacement parts with installation performed by dealers or other skilled persons.

⚠ WARNING

Avoid using water or other liquids for cleaning. If water or other liquids enter the scooter, it will cause permanent damage to the internal components.

⚠ WARNING

Users who disassemble the Hurtle scooter without permission will void the warranty.

BATTERY CARE/MAINTENANCE

BATTERY SPECIFICATIONS

- Battery Type: Rechargeable lithium-ion battery
- Charge Time: Up to 6 hours
- Battery Voltage: 36 V
- Battery Capacity: 10 Ah
- Working Temperature: 32°F - 104°F
- Charging Temperature: 32°F - 104°F
- Storage Time: 1 year
- Storage Temperature: -4°F - 104°F
- Storage Humidity: 5% - 95%

BATTERY MAINTENANCE

The lithium-ion battery is built into the device. Do not disassemble the device to remove the battery or attempt to separate it from the device.

- When charging the device, please use the enclosed 1-pin charging cable or otherwise ensure that the battery charging conditions are met.
- Do not connect or attach the device or the battery to a power supply plug or directly to a car's cigarette lighter.
- Do not place the device or batteries near a fire, or into direct sunlight. Heating the device and/or the battery can cause additional heating, breaking, or ignition of the battery inside the device.
- Do not continue charging the battery if it does not recharge within the specified charging time. Doing so may cause the battery to become hot, rupture, or ignite.

To preserve natural resources, please recycle or dispose of batteries properly. This product contains lithium-ion batteries. Local, state, or federal laws may prohibit disposal of lithium-ion batteries in ordinary trash. Consult your local waste authority for information regarding available recycling and/or disposal options.

WARNING

Failure to follow the safety precautions listed below could lead to serious bodily injury and/or death.

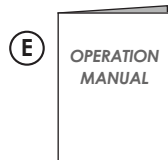
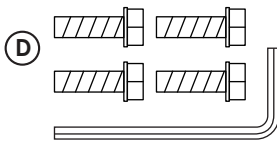
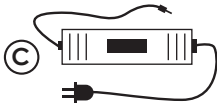
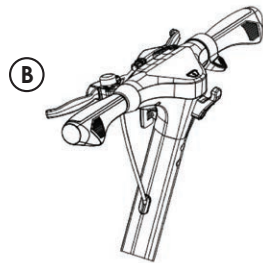
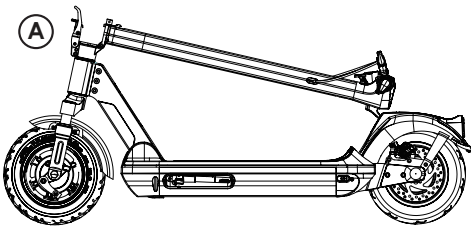
- Do not attempt to modify, change, or replace your battery.
- Do not use your device if the battery begins to emit odor, overheats, or begins to leak.
- Do not touch any leaking materials or breathe fumes emitted.
- Do not allow children and animals to touch the battery.
- The battery contains dangerous substances, do not open the battery, or insert anything into the battery.
- Please only use the charger provided by **Hurtle**.

- Do not attempt to charge the device if the battery has discharge or emits any substances. In that case, immediately distance yourself from the battery in case of fire or explosion.
- Lithium-ion batteries are considered to be hazardous materials. Please follow all local, state and federal laws in regards to recycling, handling and disposing of Lithium-ion batteries.
- This battery charger can be used by children aged from 15 years and above and persons with reduced physical, sensory or mental capabilities or lack of experience and knowledge if they have been given supervision or instruction concerning use of the appliance in a safe way and understand the hazards involved. Children shall not play with the appliance. Cleaning and user maintenance shall not be made by children without supervision.

⚠ WARNING

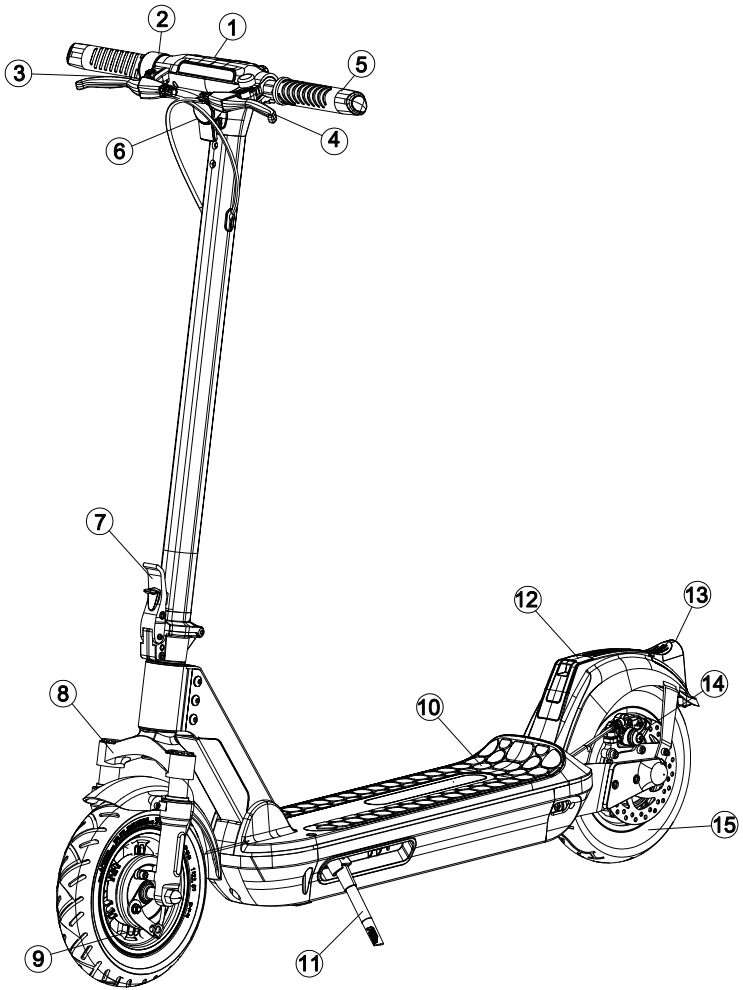
SEEK IMMEDIATE MEDICAL ASSISTANCE IF YOU ARE EXPOSED TO ANY SUBSTANCE THAT IS EMITTED FROM THE BATTERY.

PARTS LIST



- A.** Scooter Frame
- B.** Handle Bar Assembly
- C.** Charger + Charging Cable
- D.** Allen Wrench & M5 Screws (4)
- E.** Operation Manual

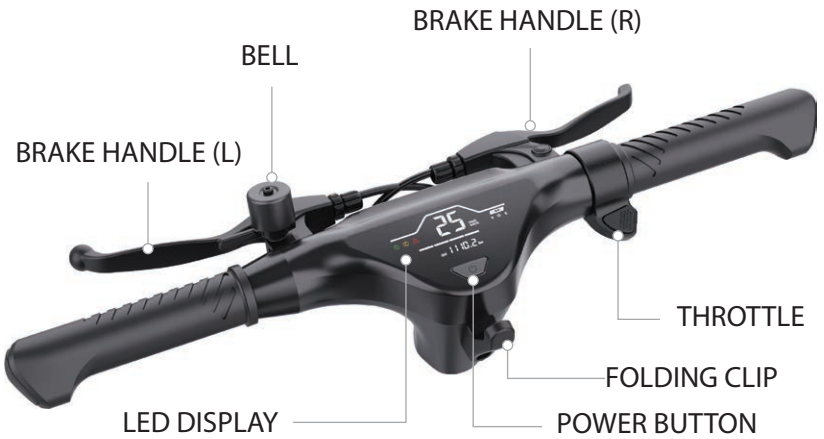
HURTLER FOLDABLE ELECTRIC SCOOTER DIAGRAM



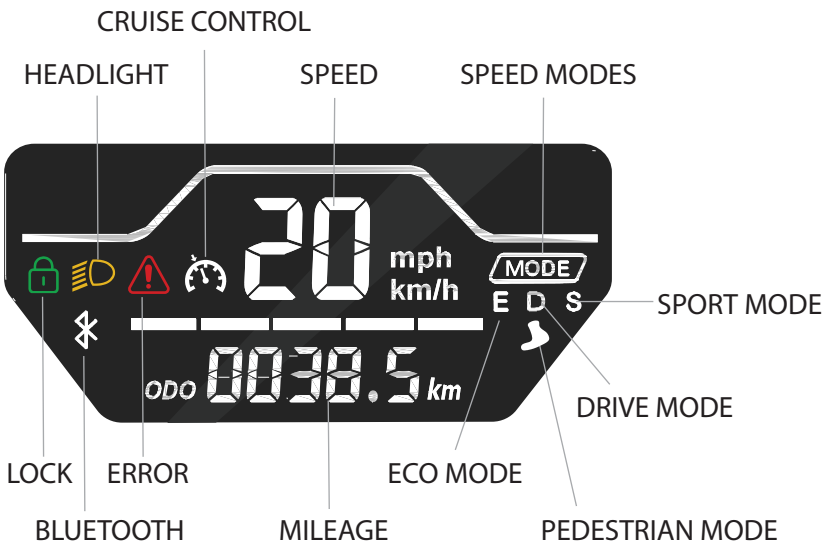
PARTS

- | | |
|-------------------------|-----------------|
| 1. Display | 9. Drum Brake |
| 2. Throttle | 10. Foot Pad |
| 3. Brake Lever (R) | 11. Kick Stand |
| 4. Brake Lever/Bell (L) | 12. Rear Fender |
| 5. Handlebars | 13. Tailight |
| 6. Headlight | 14. Disc Brake |
| 7. Folding Lever | 15. Motor |
| 8. Front Shocks | |

HURTLE FOLDABLE ELECTRIC SCOOTER DIAGRAM



LED DISPLAY



"MODE" icon instruction

1. **MODE icon blinks:** non-kick to start
2. **MODE icon steady light:** kick to start

APP INSTRUCTION

CONNECT THE DEVICE



1. Download "**Tuya Smart**" App from App store
2. Power on your scooter, open the app and select "**sign up**" or "**log in**".
3. Complete any updates that are prompted.
4. Click the button on the top right corner (+) to add device
5. Click Add Manually at the top of the screen
6. Select the "**Access location**" and "**Enable Bluetooth**", and then click "**Auto Scan**"
7. After searching, an available device that can be connected appears, click "**Next**"
8. As shown in the picture, the status is "**connecting**". Once the connection is established, it will automatically add the device to the home page. Subsequently, the next time you open the app, you can directly select the device.
9. Lastly, click "**done**" to complete.

DISCONNECT THE EQUIPMENT

- Select the icon "**<**" on the top right corner of the app product screen.
- Select "**Remove Device**" button at the bottom.
- Lastly, "**Disconnect and wipe data**" to remove device from the app product panel.

CHARGING YOUR HURTLE FOLDABLE ELECTRIC SCOOTER

CHARGING THE DEVICE

- Ensure that the charging port is clean and dry.
- Make sure that there is no dust, debris or dirt inside the port.
- Plug the charger into a grounded wall outlet.
- Connect the cable with the power supply.

- Align and connect the 1-pin charging cable into the charging port of the **Hurtle Scooter**.
(**DO NOT FORCE OR BEND THE CHARGING CABLE AS IT MAY CAUSE THE PRONGS TO BEND OR BREAK.**)
- The charging indicator light on the charger itself should change to RED, indicating that your device is now being charged.
- When the RED indicator light on your charger turns to GREEN, then your device is fully charged.
- After fully charging your **Hurtle Scooter**, unplug the charger from your device and from the power outlet.

⚠ CAUTION

Only use the included charging cable and charger to charge your **Hurtle Scooter**. Using any other unauthorized charger may damage your **Hurtle Scooter**.

⚠ WARNING

Any scooter that does not work properly can cause you to lose control and fall. Inspect the entire device thoroughly before every ride, and do not ride it until any problems have been corrected.

PREPARING YOUR SCOOTER

PLEASE READ THE FOLLOWING INSTRUCTIONS CAREFULLY

ATTACHING THE HANDLEBAR KIT

Attach the handle bar kit by placing it into the steering column, align the front and back screw holes, and tighten the 4 screws into place using the Allan wrench provided.



PINCH POINTS

Some parts of your **Hurtle Scooter** can injure you if mishandled. Moving and folding parts can cut skin. Clamps and pivoting parts such as brake levers can pinch. When folding and unfolding your **Hurtle Scooter**, Please watch for pinch points where possible injury may be sustained. Do not leave your hand in these areas during folding or unfolding.



FOLDING & UNFOLDING

FOLDING & UNFOLDING YOUR HURTLE SCOOTER

To unfold your **Hurtle Scooter**, push in the lock on the rear fender and pull the steering column up. Raise steering column until it is fully vertical. Pull the safety lock up on the front of the scooter and push it into place to secure the steering column.

You will hear a “click”, indicating the steering column is locked. Ensure the steering column is secured in place.



Release folding clip
to fold steering column

SPEED MODES

To activate different speed modes, ensure the ***Hurtle Scooter*** is powered ON and not in motion. Press the power button once, the speed mode indicator should light up on your display to indicate which speed mode is activated.

CRUISE CONTROL

To activate cruise control while riding, press the throttle down for 6 seconds, you will hear a beep and the cruise control indicator will light up on the LED display indicating that it is activated; Press the Throttle down once or squeeze the Brake Handle to cancel cruise control.

PUSH TO START

For safety reasons, the scooter will not accelerate unless it is already moving at least 1.8mph (3km/h). You must first kick off the ground and then press the throttle in order to ride the scooter.

BEFORE RIDING

Before each cycle of operation, the operator shall perform the pre-operation checks specified below:

- That all guards and pads originally supplied by the manufacturer are in proper place and in serviceable condition.
- That the area that the unit is to be operated in is safe and suitable for safe operation.
- That the braking system is functioning properly.
- That all safety labels are in place and understood by the operator and any passenger.
- That any and all axle guards, chain guards, or other covers or guards supplied by the manufacturer are in place and in serviceable condition.
- That tires are in good condition, inflated properly, and have sufficient tread remaining.

WARNING

Any **Hurtle Scooter** that does not work properly can cause you to lose control and fall. Do not ride an **Hurtle Scooter** with a part that is damaged; replace the damaged part before riding.

It is important that you fully understand all elements of your **Hurtle Scooter**. If these elements are not used correctly, you will not have full control of your **Hurtle Scooter**. Before you ride, learn the functions of the various mechanisms on your scooter.

Practice using these elements of your Dusk at slower speeds in a flat, open area before taking the device out in public areas.

PRE-RIDE CHECKLIST

Ensure that your **Hurtle Scooter** is in proper working order each and every time you ride. If a part of the **Hurtle Scooter** does not function correctly, please contact our Customer Support Center.

- Ensure the battery is fully charged before riding your scooter.
- If the **Hurtle Scooter** is not used for an extended period of time, you may need to recharge the battery every 2 months to maintain the battery life.
- Wear all appropriate safety and protective gear as previously mentioned in the Operation Manual before operating your device.
- Make sure to wear comfortable clothes and flat closed-toe shoes when operating your device.
- Please carefully read the Operation Manual, which will assist in explaining the basic working principles and provide tips on how to best enjoy your experience.

RIDING YOUR HURTLE SCOOTER

FAILURE TO FOLLOW ANY OF THE FOLLOWING SAFETY PRECAUTIONS CAN AND MAY LEAD TO DAMAGE TO YOUR DEVICE, VOID YOUR MANUFACTURER WARRANTY, LEAD TO PROPERTY DAMAGE, CAUSE SERIOUS BODILY INJURY, AND CAN LEAD TO DEATH.

OPERATING YOUR DEVICE

Make sure the device is fully charged before the first initial use. Before turning on your **Hurtle Scooter**, ride it like a normal kick scooter to get comfortable with the device before using it with the motor.

When comfortable riding the scooter, power it on. For the motor to activate, you must first start riding the scooter and then push the throttle down with your thumb.

To slow down the scooter, disengage the throttle and squeeze the brake handle to engage the disk brake. The brake is pressure sensitive so a tighter grip means more stopping power.

To turn, use the handlebar to turn in the direction you wish to turn.

The **Hurtle Scooter** can be operated manually if you do not wish to use the motor.

As you get comfortable on the device, you will notice it becomes easier to maneuver. Remember at higher speeds, it is necessary to shift your weight to overcome the centrifugal force.

Prepare to brace yourself if you encounter bumps or uneven surfaces, then dismount and carry your **Hurtle Scooter** to a safe operating surface.

WARNING

Do not turn sharply or at high speeds to avoid danger.
Do not turn or ride quickly along slopes, as it may cause injury.

WEIGHT AND SPEED LIMITATIONS

Speed and weight limits are set for your own safety.

Please do not exceed the limits listed in the “Specifications” section of this manual.

WARNING

Overweight exertion on the device may increase possibility of injury or product damage.

OPERATING RANGE

The following are some of the major factors that will affect the operating range of your device.

- **Terrain:** Riding distance is highest when riding on a smooth, flat surface. Riding uphill and/or on rough terrain will reduce distance significantly.
- **Weight:** A lighter user will have further range than a heavier user.
- **Ambient temperature:** Please ride and store the device under recommended temperatures, which will increase driving distance; battery life, and overall performance of your device.
- **Speed and Riding Style:** Maintaining a moderate and consistent speed while riding produces maximum distance. Traveling at high speeds for extended periods, frequent starts and stops, idling and frequent acceleration or deceleration will decrease overall distance.

**Do not attempt to stop suddenly as this may lead to injury or damage to your brake discs.*

WARNING

Proper use of your brake is vital to ensure safe, efficient stopping. To avoid misuse and potential injury, do not apply sudden or excessive force to your brake. Apply the brake gradually and give yourself enough room to come to a complete stop safely.

Please follow all local, state and federal laws in regards to recycling, handling and disposing of Lithium-ion Battery.

WARNING

SEEK IMMEDIATE MEDICAL ASSISTANCE IF YOU ARE EXPOSED TO ANY SUBSTANCE THAT IS EMITTED FROM THE BATTERY.

SAFETY ALERTS

While riding your ***Hurtle Scooter***, if there is a system error or illegal operation performed the device will prompt the user in a variety of ways.

The following are common occurrences where you will see Safety Alerts. These notices should not be ignored, but appropriate action should be taken to correct any illegal operation, failure or errors.

- Prohibited riding surfaces (uneven, too steep, unsafe, etc.)
- Battery voltage is too low.
- The device is still charging.
- Overheating, or motor temperature is too high.
- When the battery is about to run out of power, the battery icon will flash.
- If any or both tires are blocked, the device will stop after 10 seconds.
- When the battery level has depleted below protection mode, the device motor will power off after 15 seconds.

While sustaining a high discharge current during use (such as riding up a steep slope for a long period of time), the device motor may slow down or shut off because of high temperature.

FCC STATEMENT

NOTE: This equipment has been tested and found to comply with the limits for a Class B digital device, pursuant to part 15 of the FCC Rules. These limits are designed to provide reasonable protection against harmful interference in a residential installation.

This equipment generates uses and can radiate radio frequency energy and, if not installed and used in accordance with the instructions, may cause harmful interference to radio communications. However, there is no guarantee that interference will not occur in a particular installation. If this equipment does cause harmful interference to radio or television reception, which can be determined by turning the equipment off and on, the user is encouraged to try to correct the interference by one or more of the following measures:

- Reorient or relocate the receiving antenna.
- Increase the separation between the equipment and receiver.

- Connect the equipment into an outlet on a circuit different from that to which the receiver is connected.
- Consult the dealer or an experienced technician for help.

Changes or modifications not expressly approved by the party responsible for compliance could void the user's authority to operate the equipment.

This device complies with Part 15 of the FCC Rules. Operation is subject to the following two conditions:

(1) this device may not cause harmful interference, and (2) this device must accept any interference received, including interference that may cause undesired operation.

TROUBLESHOOTING

ERROR CODES

E1: Brake Error

Brake assembly failure, or communication error with the controller.

E2: The Throttle Error

Accelerator assembly failure, or communication failure with the controller.

E3: Communication Error

Communication error between the instrument panel and the controller. Damaged wire or loose connector, or faulty instrument panel or controller.

E6: Over-Voltage Protection

Battery voltage is too high, replace the battery.

E9: Controller Error

Controller error, controller needs to be replaced.

HURES72

10 Inch Foldable Electric Scooter

**Upgraded Inner Honeycomb Solid Tire Foldable Commuter,
Suitable for Adult**

Features:

- Electric Scooter for Unique Performance
- Portable Folding Design
- 10" Inner Honeycomb Solid Tire
- 3 Gears and Cruise Control
- Range Up to 25 Miles
- Long-Range Battery
- Triple Braking Systems, Higher Ensure Your Safety
- Hand Activated Brakes
- E-ABS Brakes, Front Drum, and Rear Disc Brakes
- High-Resolution Smart LCD Display
- Red Taillights for Braking
- Easy to Store and Transport
- Suitable for Adults
- Tuya App to Lock and Unlock the E-Scooter, Monitor Riding Status

Technical Specs:

- Frame Material: High Strength Aluminum Alloy
- Tires: Durable Rubber
- Climbing Degree: 20°
- Brake: (Front) Drum Brake, (Rear)Disc Brake
- Pedal Board Height: 2.8" -inch
- Resistance: IPX5
- Max. Load: 330.69 Lbs.
- Max Speed: 32 KMH
- Max. Range: 25-31 miles (Depending on the Load and Terrain)
- Motor: 500W Brushless Motor
- Battery Type: Lithium Ion 36 V, 10AH
- Battery Charging Time: 5-6 Hours
- Unfolded Dimensions: 46.6" x 20" x 45.9" -inches
- Folded Dimensions: 46.6" x 8.2" x 20.4" -inches

HURES80

10 Inch Foldable Electric Scooter

Upgraded Pneumatic Tire Foldable Commuter, Suitable for Adult

Features:

- Electric Scooter for Unique Performance
- Portable Folding Design
- 10" Pneumatic Tire
- 3 Gears and Cruise Control
- Range Up to 24 Miles
- Long-Range Battery
- Triple Braking Systems, Higher Ensure Your Safety
- Hand Activated Brakes
- E-ABS Brakes, Front Drum, and Rear Disc Brake
- High-Resolution Smart LCD Display
- Red Taillights for Braking
- Easy to Store and Transport
- Suitable for Adults
- Tuya App to Lock and Unlock the E-Scooter, Monitor Riding Status

Technical Specs:

- Frame Material: High Strength Aluminum Alloy
- Tires: Durable Rubber
- Climbing Degree: 20°
- Brake: (Front) Drum Brake, (Rear) Disc Brake, E-ABS Brake
- Pedal Board Height: 2.8" -inch
- Resistance: IPX5
- Max. Load: 330.69 Lbs.
- Max Speed: 32 KMH
- Max. Range: 22-28 miles (Depending on the Load and Terrain)
- Motor: 500W Brushless Motor
- Battery Type: Lithium Ion 36 V, 10AH
- Battery Charging Time: 5-6 Hours
- Unfolded Dimensions: 46.6" x 20" x 45.9" -inches
- Folded Dimensions: 46.6" x 8.2" x 20.4" -inches



HURTLÉ

Questions? Comments?

We are here to help!

Phone: (1) 718-535-1800

Email: support@pyleusa.com

