

## **PDWM17BT**

### **2-in-1 5.1 Wireless BT Streaming Transmitter Receiver**

Audio Adapter for Home Appliances,  
LCD Display, and AUX Audio Jacks

**PYLE**  
PyleUSA.com

**USER GUIDE**

#### **Introduction:**

This device combines the function of wireless transmitter and receiver in one for audio streaming. In the Transmitting (TX) Mode, It streams audio wirelessly from the non-BT devices to your Wireless BT headphone or speakers. In the Receiving (RX) Mode, it streams audio to your wired speaker, headphone, car stereo or home stereo system wirelessly, from your Wireless BT-enabled media player. If you want to have a better experience, please read this instruction carefully.



#### **Features:**

- 2-IN-1 BT Transmitter & Receiver Wireless Audio Adapter Advanced BT Technology 5.1 with Transmitter and Receiver
- Broadcast Audio Output from TV, CD player, or Old PC to Wireless Headphones, Speakers and Even Car Stereo System
- Low Latency and Instant Sound Transmission
- Supreme Audio Connectivity and Quality
- With Improved Connection Stability
- Faster Pairing, and Reduced Power Consumption for Connected Devices
- Switch Operation and Audio Connection Modes with the Simple Flick of a Switch
- Compatible with Activation of Siri/Google Assistant for IOS/Android
- Suitable for In-car Usage as a Hands-free Car Kit.
- Built-in Rechargeable Battery

#### **Compatibility:**

This device can be paired as a hands-free kit with any compatible Wireless BT enabled devices. Each time can only be connected with one Wireless BT device.

## Precautions:

Please read all safety instruction warnings carefully before using this product. Improper use of this product may result in damage to this or attached products. To ensure the products work well, please never use this in the following conditions:

1. Moist or underwater conditions.
2. Conditions near heater or high-temperature service.
3. Conditions with direct and strong sunshine,
4. Conditions with apt falling
5. Never dismantle the product without due permission, otherwise it may nullify the warranty clause.

## Appearance:



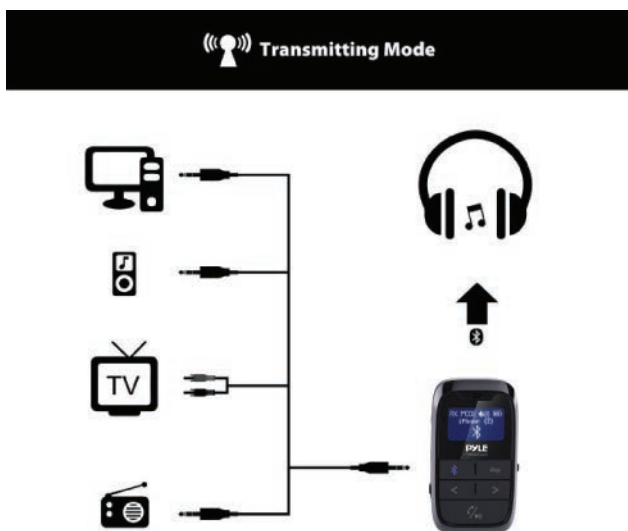
## Operation Instructions


### How to use the device:

1. Switch to "ON" or "OFF" to power on or power off the device.
2. Switch to "TX" (Transmitting mode), the product will search the available BT devices automatically and the BT symbol will flashing and "Pairing" shown on the screen, when it success paired with the BT devices, the device's BT pairing name will shown on the screen. Switch to "RX" (Receiving mode), when it success paired with the BT devices, the device's BT pairing name will shown on the screen.
3. The product will search the available BT devices automatically. If it can't pair the BT devices in a long time, please press "BT" button to re-search the BT devices and reconnect.

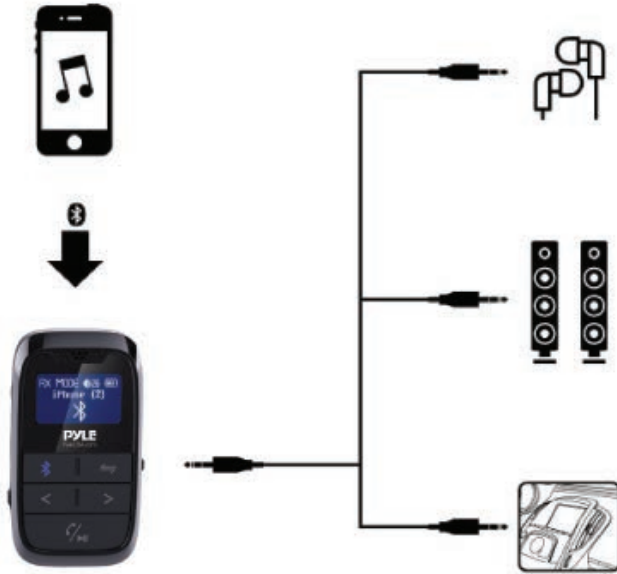
The product will be power off automatically if there is no Wireless BT devices can be paired in 10 minutes, please slide the "ON/OFF" switch to reopen the adapter.

### In the Transmitting (TX) mode:



1. When the adapter was paired with the Wireless BT devices, the device's BT pairing name will shown on the screen.
2. Press and hold "<" to decrease the Volume, and Press and hold ">" to increase the Volume.
3. Short press  to begin Wireless BT device searching.

## In the Receiving (RX) mode:



1. When the adapter pair the Wireless BT devices, the device's BT pairing name will shown on the screen.
2. Press "<" to play the previous song, and short press ">" to play the next song.
3. Press and hold "<" to decrease the Volume, press and hold ">" to increase the Volume.
4. Press to play/pause music.
5. Press to answer the incoming call in Wireless BT calling mode.
6. Press to hang off a call in Wireless BT calling mode.
7. Press and hold for 2 seconds during call to reject the incoming call in Wireless BT calling mode.
8. Press twice to dial the last Number automatically.
9. Press to disconnect the Wireless BT device.

## How to active the Siri/Google assistant:

When the device is connected with your mobile phone by Wireless BT, press and hold the "🗨️" to active Siri or Google assistant, short press the "🗨️" to end the assistant.

## Quick Guide

<b>Power ON</b>	Switch to "ON"
<b>Power OFF</b>	Switch to "OFF"
<b>Transmitter mode</b>	Switch to "TX"
<b>Receiver mode</b>	Switch to "RX"
<b>Searching devices</b>	In TX mode, Short press 🗨️ to begin BT device searching
<b>Connect devices</b>	In TX mode, Press 🗨️ once to connect BT devices
<b>Disconnect devices</b>	In RX mode, Press 🗨️ once to disconnect BT devices
<b>Switch devices</b>	In TX mode, Press ⇄ once to disconnect current BT devices, searching and connect another device.
<b>Play/Pause music</b>	Press 🗨️ once during playing music
<b>Answer call</b>	Press 🗨️ once when there is incoming call
<b>End call</b>	Press 🗨️ once during call
<b>Ignore call</b>	Press 🗨️ and hold for 2 seconds during call, release when the beep is heard
<b>Call last Number</b>	Call last number
<b>Adjust the Volume</b>	Press "<" or ">" and hold for 2 seconds to decrease or increase the volume in RX & TX mode
<b>Choose music</b>	Press "<" or ">" to play the previous or next song in the RX mode.

## **Wireless BT Connectivity:**

- Includes Wireless BT Audio Control Receiver
- Works with All of Today's Latest Devices (Smartphone, Tablet, Laptop, Computer, etc.)
- Wireless BT Network Name: 'PyleUSA'
- Wireless BT Version: 5.1
- Wireless Range: 30'+ ft.

## **What's in the Box:**

- Wireless BT Transceiver
- 3.5mm Audio Head
- Type C Charging Cable

## **Technical Specs:**

- Construction Material: ABS
- Supported Profiles: A2DP, AVRCP
- Audio Codecs: SBC
- Input Voltage/current: DC5.0V / 500mA
- Battery Type: Rechargeable Li-ion Battery, 250 mAh
- Charging Time: 1.5 Hours
- TX Working time: 10 hours
- RX Working time: 10 hours
- Product Dimensions (L x W x H): 2.60" x 1.50" x 0.54" -inches

### **California Prop 65 Warning**

**⚠ WARNING:**

This product contains Lead (Pb) which is known to the state of California to cause cancer birth defects and other reproductive harm. Do not ingest.

For more info go to: [www.P65warnings.ca.gov](http://www.P65warnings.ca.gov)

### **Questions? Issues?**

We are here to help!

Phone: (1) 718-535-1800

Email: [support@pyleusa.com](mailto:support@pyleusa.com)