

PYLE[®]
PyleUSA.com

Questions? Comments?
We are here to help!
Phone: (1) 718-535-1800
Email: support@pyleusa.com

PYLE[®]
PyleUSA.com



PDWM221WT - PDWM223RD - PDWM224BK - PDWM226GR
Portable Universal Wireless Microphone System

UHF Quad Channel Addressable Frequency,
Includes (4) Handheld Microphones

USER GUIDE

PLEASE READ THIS MANUAL CAREFULLY BEFORE OPERATION

Features:

- UHF Band Receiver System
- Quad Frequency 4-Channel Design (Channel 1, 2, 3, 4) Addressable Frequency
- Broad Frequency Response Range & Low Distortion
- High Signal/Noise Ratio Performance
- RF Signal Indicator on LCD Screen
- Radio Frequency Display on LCD Screen
- 1 XLR Output Connector Jacks (as only one receiver)
- Independent Channel Adjustable Frequency Controls
- Universal Portable Microphone System

What's in the Box:

- (4) Wireless Microphone
- (8) 'AA' Battery
- (1) USB to Micro USB Charging Cable
- (4) Plastic Microphone Anti-Drop Rubber Ring
- (4) Microphone Sponge
- (1) Microphone Receiver
- (1) 3.5mm Jack Audio Input Connector
- (1) 18650mA Battery
- (1) Plastic Case

Transmitter Technical Specs:

- Frequency Range: 500-938MHz
- Number of Channels: 16
- Oscillation Mode: DSP Chip Frequency Lock
- Stability: ± 10 ppm
- RF Power: 10dBm
- Audio Frequency Response: 40-18000Hz
- Distortion Degree: $< 0.5\%$
- Battery Type: 1.5V, 'AA' Alkaline Battery
- Battery Life: 4-8 Hours

Receiver Technical Specs:

- Frequency Response: 500-938MHz
- Use LCD Screen Display
- Oscillation Mode: DSP Chip Frequency Lock
- Stability: ± 10 ppm
- Receiving Sensitivity: -95-72 dBm
- Audio Frequency Response: 40-18000Hz
- Distortion Degree: $< 0.5\%$
- Signal To Noise Ratio: > 90 dB
- Audio Output: 300mv (Maximum)

Pairing (pairing ID code + pairing frequency):

The "Frequency Hopping Mode" is a brandnew operation mode introduced by this program. The data is sent wirelessly by the hand microphone to the receiver for pairing. After the pairing is successful, the frequency point of the hand microphone will switch between these 10 frequency points.

The hand microphone can manually change the frequency at any time.



The receiver will automatically follow and jump to the corresponding frequency. In this way, it not only solves the crosstalk problem, but also provides the flexibility of frequency setting. Products using frequency hopping have been widely recognized by the market and meet the requirements of most products. KTV rooms, hand boxes, teaching, personal entertainment and other occasions to be applicable.

Performance and Characteristics

1. UHF 500MHz-938MHz frequency band is used.
2. Using one-dimensional code + frequency for data encryption and frequency (even when the same frequency is used to receive, the internal chip and is interfered by RF, it will only affect the connection range. If the two receivers are separated by a certain distance (for example, 10 meters), the frequency re-use can be considered.
3. With automatic mute and impact elimination circuit, help to avoid the impact and noise of the mic switch.

4. The hand microphone has an LED digital tube display function that can intuitively display the current frequency.
5. The effective distance of wireless transmission is 50-80 meters.
6. The handheld microphone adopts lithium battery circuit design, with overcharge and over-discharge protection.
7. The simple operation interface and few adjustable parts can completely avoid malfunction caused by incorrect operation.
8. The transmitter has a low-voltage detection function.
When the battery voltage drops to 2.2V, the battery character flashes.
9. Extremely high pickup sensitivity and excellent sound quality make it easy for you to speak or sing.
10. Multiple devices can be used at the same time, no interference and cross-frequency phenomenon.
11. With power and wireless indicator lights.

Launch Function Indication:




Switching Frequency:

When powered ON, short press the hidden switch of the battery compartment to switch one frequency at a time.

Paring:

Paring handheld A: When powered ON, press and hold the POWER button for 10 seconds to automatically skip to BCD.

Receiver Function Indication:



Sound Quality

This way of connection can achieve the sound quality effect as using wired connection, its effect can be very close. No compression or expansion is needed to preserve the original sound. The frequency response, transience and linearity of the sound are excellent, very close to the sound quality of the wired microphone.

Crosstalk

The wireless microphone uses all-digital wireless transmission chip which is different from the traditional modulation and demodulation method which keeps the sound real. The system's transmitter and receiver chip uses digital encryption for transmission even if the same frequency is used. As long as the ID code is set differently, there will be no crosstalk.