

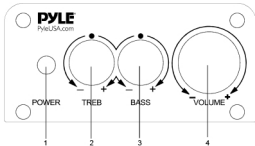


PFA240BT

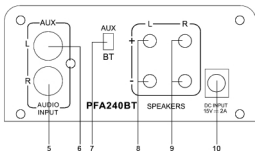
User's Manual

Please Read Carefully

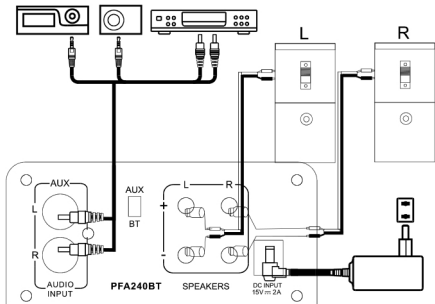
Panel Function:



1. Power on/off control
2. Treble volume
3. Bass volume
4. Master volume control
5. Right channel input
6. Left channel input
7. Choice of AUX and BT
8. Left speaker output
9. Right speaker output
10. Power input



Rear Panel Connectors:



Caution:

You are cautioned that changes or modifications not expressly approved in this manual could void your authority to operate this equipment

- To reduce the risk of fire or electric shock, do not expose this apparatus to rain or moisture.
- To prevent fire, do not cover the ventilation of the apparatus with newspapers, table-cloths, curtains and etc. Do not place objects filled with liquid, such as vases, on the apparatus.
- To prevent fire or shock hazard, do not place object filled with liquid, such as vases, on the apparatus.
- Do not install the appliance in a confined space, such as a bookcase or built-in cabinet.
- Install this system so that the power cord can be unplugged from the wall socket immediately in the event of trouble.
- Batteries or batteries installed apparatus shall not be exposed to excessive heat such as sunlight or fire.