

Features:

- Portable and Waterproof Bluetooth Outdoor Garden Speaker
- Includes a 6-1/2" Coaxial Loudspeaker
- Body Made of Linear Low-Density Polyethylene
- Can be Placed on Several Surfaces, Such as Wood, Concrete or Into the Ground
- Suitable for Installation on Different Surfaces
- Protection Grade IP56

Wireless BT Streaming Connectivity:

- Built-in BT for Wireless Music Streaming
- Support TWS connection
- Simple and Hassle-Free Pairing
- Works with All of Today's Latest Devices
(Smartphones, Tablets, Laptops, computers, etc.)
- Wireless BT Version: 5.0
- Wireless BT Network Name: "PyleUSA"
- Wireless Range: 32.8' ft.

Technical Specs:

- RMS Output Power: 60W
- Minimum Speaker Impedance: 4 Ω
- Sensitivity(1M/1W): 89dB
- Frequency Response: 60Hz-20kHz
- Woofer Type: 6.5" Polypropylene cone with rubber edge
- Tweeter Type: 1"(25mm) Titanium dome tweeter
- Crossover Slope: 12dB/Octave
- Cabinet Material: Polyethylene with UV Prohibits
- IP Rate: IP56
- Amplifier Type: Class AB
- Input Mode: Wireless BT
- Wireless BT Version: V5.0 with TWS connection
- Power Supply: AC100-240V
- Product Dimension: 16.1" x 14.4" x 14.4" -inches

California Prop 65 Warning

⚠WARNING:

This product contains Bisphenol A (BPA) which is known to the state of California to cause cancer birth defects and other reproductive harm. Do not ingest.

For more info go to: www.P65warnings.ca.gov

PYLE

PyleUSA.com



VISIT US ONLINE:

Have a question?

Need service or repair?

Want to leave a comment?

PyleUSA.com/ContactUs

PYLE

Questions? Issues?

We are here to help!

Phone: (1) 718-535-1800

Email: support@pyleusa.com

PYLE

PyleUSA.com



PGRDSP62BTB

6.5 Inch 6-1/2" Coaxial 2-way IP56

Waterproof Outdoor
Wireless BT Streaming Garden Speaker

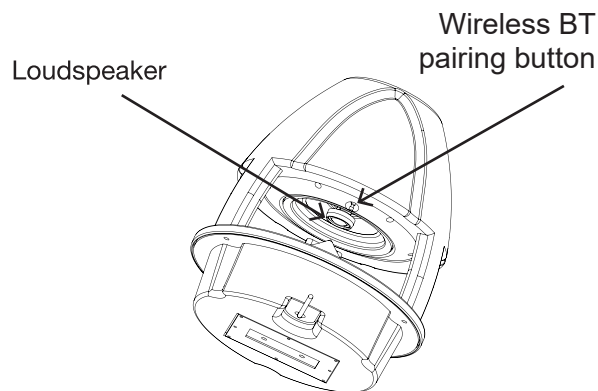
USER GUIDE

SAFETY INSTRUCTIONS

If problem arises, please check the FAQ below.

1. Read the instructions carefully before installation and use. Keep the manual safe for future reference.
2. Ensure the location you have selected to install the speaker will provide proper support and does not have obstructions that might interfere with the sound. Never submerge the speaker in water.
3. Do not touch or bump the woofer and tweeter. If these are damaged, the sound will be distorted.
4. Protect the power cable from being damaged. Do not stretch the power cable or place it near sharp objects that may damage it.
5. A damaged cable must be repaired or replaced by an authorised electrician.
6. Never turn up your speaker volume to the point of distortion and always reduce volume prior to switching input sources.

KNOW YOUR SPEAKER

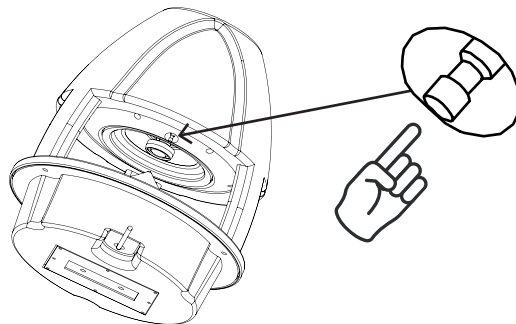


The speaker usually needs a break-in period of 20-30h play time to reach optimal sound quality.

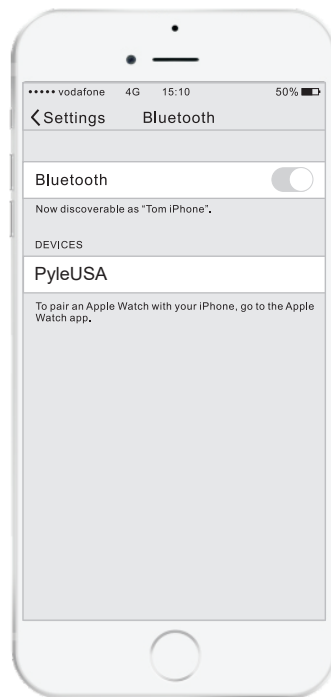
This speaker has a built in equalizer that is optimized for great outdoor sound. If you prefer different sound characteristics, please adjust the equalizer, or treble/bass, on your music source.

WIRELESS BT STREAMING CONNECTION

1. Connect the speaker to the power supply then you will hear the sound "pairing".

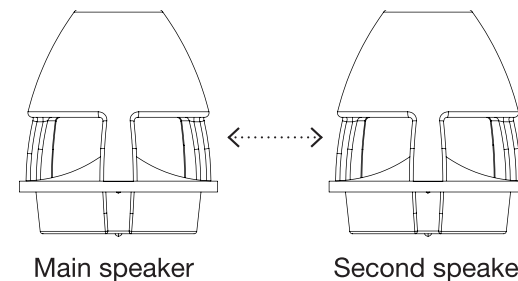


2. Locate the speaker (named **PyleUSA**) in the BT settings on your phone and connect.



PAIRING SPEAKERS (optional)

1. Press the BT button on the main speaker for two seconds until you hear the sound "True wireless stereo paired".
The main speaker is now ready to pair with the second speaker.
2. Now press the button on the second speaker for two seconds until you hear the sound "True wireless stereo paired". Then wait for 3 seconds, until you hear the sound "True wireless stereo connected".



If you wish to disconnect the second speaker, briefly press (do not hold) the BT button twice. You will hear the sound "True wireless stereo Disconnected".

TROUBLESHOOTING

If a problem arises, please check the FAQ below

Q: *The speaker has not been found during BT setup.*

A:

1. Please check that the power cable is connected.
2. Make sure that you have pressed the speaker Wireless BT button to activate BT.
3. Make sure that the speaker is within 10m range of your phone during setup.

Q: *The speaker connects to the phone but there is no sound.*

A: Ensure that the volume is turned up on the phone and that it is not muted.

Q: *The sound is distorted when playing bass heavy music very loud.*

A:

1. Turn down the volume until the distortion disappears.
2. Adjust the bass level in the equalizer (or treble/bass) on your phone.

Q: *The second speaker (optional) does not pair with the first speaker.*

A: Follow the steps for pairing two speakers and make sure that the distance /between the two speakers is max 10m.

Press the speaker button for 10 seconds if you wish to delete all connection data and restore to factory default setting.

CARE & MAINTENANCE

- Ensure all equipment is turned OFF prior to cleaning.
- Surfaces and cabinet need only occasional dusting/cleaning.
- Never touch the speaker drivers.
- Never use chemicals or solvents as they may damage the surface.
- Clean using a damp cloth.