



PYLE

PyleUSA.com



PKBRD6100

Electric Musical Piano Keyboard

Portable and Foldable Electronic Piano Keyboard
with 61 Standard Keys and 129 Tones

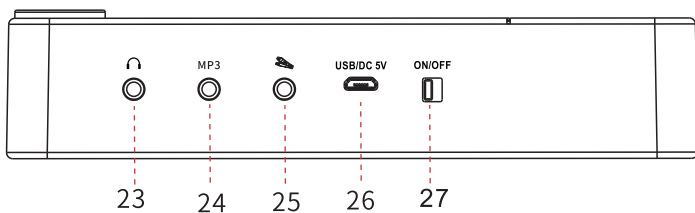
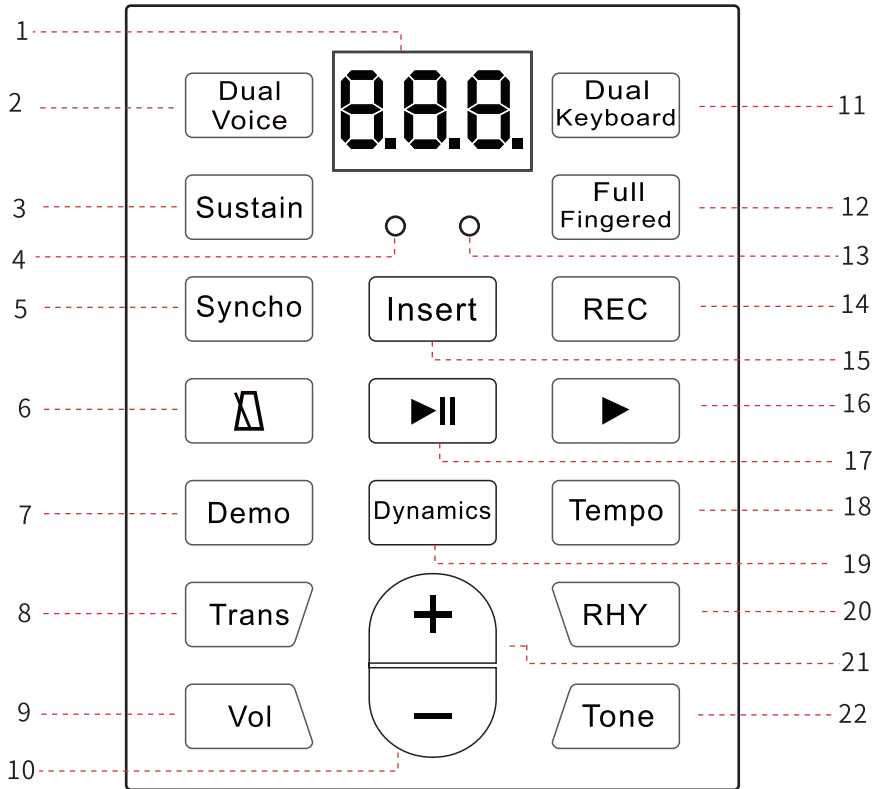
USER GUIDE
















Before you use this keyboard, we recommend that you carefully read through this manual. Please keep the instruction manual for future reference.

PART NAMES AND FUNCTIONS



1		LED display	15	Insert	Insert button
2	Dual Voice	Dual Voice button	16		Play button
3	Sustain	Sustain button	17		Start/Stop button
4		Power indicator	18	Tempo	Tempo button
5	Syncho	Syncho button	19	Dynamics	Dynamics button
6		Metronome button	20	RHY	Rhythm button
7	Demo	Demo button	21	+	Increase selection button
8	Trans	Trans button	22	Tone	Tone button
9	Vol	Volume button	23		Earphone/Speaker interface
10	-	Decrease selection button	24		Mp3 input interface
11	Dual Keyboard	Dual keyboard button	25		Sustain pedal interface
12	Full Fingered	full fingered button	26		USB interface
13		Charging indicator	27		POWER ON/OFF
14	REC	Record button			

FUNCTION DESCRIPTION

1. **ON/OFF:** Used to turn the instrument ON/OFF.

2. **Tone:**

- With **129** tones
- You can select a tone and adjust the way that it sounds.
The initial number is: **000**, the digital screen displays "**000**".
Press "**^**" or "**v**" to select the tone. Press "**^**" or "**v**" and hold for one second to quickly select the tone.
- In other function selection modes, press the tone button to go back to the tone selection mode.

3. **Volume:**

- Press the "**volume**" button, press "**^**" or "**v**" again to increase or decrease the volume, the digital screen will display the corresponding level number.
- The initial volume level number is 12 and the highest is 15.

4. **Rhythm:**

- With **128** rhythms
- Press "**Start**", "**Stop**" or "**Rhythm**", to play rhythm mode automatically, press again "**Start**" or "**Stop**" to stop. Press "**^**" or "**v**" to select a rhythm.

- Press "∧" or "∨" and hold for one second to quickly select the rhythm and plays the corresponding rhythm when released.
- Press "**Syncho**" button to start the rhythm playing.
- Press "**Insert**" button to insert new rhythm into the basis rhythm.

5. **Demo:**

- With **30** demos
- Press "**Demo**" button to play all the demos, press "**Start**" or "**Stop**" to start or stop playing demo.
- Press "∧" or "∨" to select demo.
- Press "∧" or "∨" and hold for one second to quickly select the demo and plays the corresponding demo when released.

6. **Dynamics Control Function:**

- Press "**Dynamics**" button to turn **ON/OFF** dynamics.

7. **Chord Accompaniment:**

- When playing any rhythm, press "**Full Fingered**" button to use single & finger mode. The LED will display "**C03**", then press "**Syncho**" button to play chord accompaniment.
- **Chord function:** Bass area, **61 keys** (from C-f# area total of 19 keys), **88 keys** (from A2-f# area total of 34 keys) play chords that match the rhythm, and the pitch of the chord changes with the pitch of the keys, different chord styles at different rhythms. Finger (major triads chord and minor triads chord), only single have major triads chord. In chord mode, press the "**Full Fingered**" to turn off the chord.

8. **Record Function:**

- Press "**Record**" button to record mode then digital screen displays **REC**. You can record your performance, including accompaniment. You can play back a recorded performance to check your playing, or to play along with it.
- Into record mode, press the keyboard freely and the system will automatically record the keys played by the user. When memory is full, LED displays "**full**".
- Press "**Play**" to play the recorded notes. It will return to original state automatically when finished.
- Select the tone while playing, the recorded notes will be refreshed automatically when re-record and reset.

- Close the metronome sound through **START/STOP** button according to your recording needs.

9. **Trans Function:**

- **Total of 13 levels:** -6, -5, -4, -3, -2, -1, 0, 1, 2, 3, 4, 5, 6
- In playing mode, press "**Trans**" button to use trans function through "∧" or "∨" trans.

10. **Adjust the playing speed:**

- In playing mode, press "**Tempo**" to adjust function, through "∧" or "∨" button to control the playing speed.

11. **USB-MIDI-IN-OUT Function:** Connect the computer or cable through USB.

12. **Metronome Function:** Metronome assist function. Press "Δ" to select the 4 metronome cyclically:

b01(2/4 beat), b02 (3/4 beat), b03 (4/4 beat), b04 (1/4 beat)

13. **Drum Kit Function:** Select the 128th tone for drum tone.

14. **Sustain Function:** Press "**Sustain**" button to turn **ON/OFF** sustain function.

15. **Pedal Sustain Function:** Step sustain pedal for sustain effect

16. **Sleep mode:** The Keyboard will enter into "**Sleep mode**" and LED turns off automatically if there's no activity, press any keys to wake up.

17. **LED Indicator: Red LED** indicator light for low battery or the built-in lithium battery is not fully charged. Plug in the USB 5V cable to charge.

18. **Dual Voice Function:** Press "+" or "-" to select your favorite tone (the first tone) when opening. Then press "**Dual voice**" button to open this function, the LED will display ON, and re-press "+" or "-" to select your second favorite tone. The mixed sound of two selected tones will play. Press this button again to turn off this function and the LED will display OFF.



(Remark: It will not retain the previously selected tone when turned off)

19. **Dual Keyboard Function:** Press the "**Dual Keyboard**" button, the LED will display "**ON**" 28 keys on the left bass area fixed bass. Select your favorite tone on **29-88** keys area on the light, re-press "**Dual Keyboard**" button to turn off, the LED will display OFF.

20. **Wireless BT Streaming APP function (Wireless BT 5.0):**

- Search MIDI PIANO to connect by mobile APP
- iPhone connection method:

Pop Piano Connection:

1. Scan the QR code to download the Pop piano;
2. Turn ON the Wireless BT in your phone then open the Pop piano APP, select any song, start playing after entering;
3. Click on the top left of the phone screen , select after opening: Wireless BT connection- Next-confirm to connect with the BT;
4. Confirming Wireless BT connection, this icon is blue. 

GarageBand Connection:



1. Download and open the **GarageBand** in your phone.
2. Turn ON Wireless BT in your phone;
3. Open the GarageBand, click the setting icon on the top right of the phone screen;
4. Song setting-advanced-BT device to connect the piano Wireless BT.

Perfect Piano Connection:

1. Download the Perfect piano APP in your phone;
2. Turn ON the Wireless BT in your phone;
3. Connect the GarageBand then open perfect piano APP to use.

Android connection method:

Pop Piano Connection:

1. Scan the QR code to download the Pop piano;
2. Turn on the Wireless BT in your phone;
3. Open the Pop piano, select any song and start playing;
4. Click on the top left of the phone screen , select BT connection- Next-confirm to connect with the Wireless BT;
5. Icon  turns blue when Wireless BT connection successful.

21. **Wireless BT function:** After turning on, the Wireless BT function automatically turns ON with a prompt tone. Search "**Music-Piano**" in your phone to connect with a prompt tone after successful connection. Increase or decrease the volume or music selection on your phone. (Only for Wireless BT audio version)

TONE LIST

Tone Number	Name	Tone Number	Name
T00	Acoustic Grand Piano	T35	Fretless Bass
T01	Bright Acoustic Piano	T36	Slap Bass 1
T02	Electric Grand Piano	T37	Slap Bass 2
T03	Honky-tonk Piano	T38	Synth Bass 1
T04	Rhodes Piano	T39	Synth Bass 2
T05	Chorused Piano	T40	Violin
T06	Harpsichord	T41	Viola
T07	Clavichord	T42	Cello
T08	Celesta	T43	Contrabass
T09	Glockenspiel	T44	Tremolo Strings
T10	Music box	T45	Pizzicato Strings
T11	Vibraphone	T46	Orchestral Harp
T12	Marimba	T47	Timpani
T13	Xylophone	T48	String Ensemble 1
T14	Tubular Bells	T49	String Ensemble 2
T15	Dulcimer	T50	Synth Strings 1
T16	Hammond Organ	T51	Synth Strings 2
T17	Percussive Organ	T52	Choir Aahs
T18	Rock Organ	T53	Voice Oohs
T19	Church Organ	T54	Synth Voice
T20	Reed Organ	T55	Orchestra Hit
T21	Accordion	T56	Trumpet
T22	Harmonica	T57	Trombone
T23	Tango Accordion	T58	Tuba
T24	Acoustic Guitar (nylon)	T59	Muted Trumpet
T25	Acoustic Guitar (steel)	T60	French Horn
T26	Electric Guitar (jazz)	T61	Brass Section
T27	Electric Guitar (clean)	T62	Synth Brass 1
T28	Electric Guitar (muted)	T63	Synth Brass 2
T29	Overdriven Guitar	T64	Soprano Sax
T30	Distortion Guitar	T65	Alto Sax
T31	Guitar Harmonics	T66	Tenor Sax
T32	Acoustic Bass	T67	Baritone Sax
T33	Electric Bass (finger)	T68	Oboe
T34	Electric Bass (pick)	T69	English Horn

TONE LIST

Tone Number	Name	Tone Number	Name
T70	Bassoon	T99	FX 4 (atmosphere)
T71	Clarinet	T100	FX 5 (brightness)
T72	Piccolo	T101	FX 6 (goblins)
T73	Flute	T102	FX 7 (echoes)
T74	Recorder	T103	FX 8 (sci-fi)
T75	Pan Flute	T104	Sitar
T76	Bottle Blow	T105	Banjo
T77	Shakuhachi	T106	Shamisen
T78	Whistle	T107	Koto
T79	Ocarina	T108	Kalimba
T80	Lead 1 (square)	T109	Bagpipe
T81	Lead 2 (sawtooth)	T110	Fiddle
T82	Lead 3 (caliope lead)	T111	Shanai
T83	Lead 4 (chiff lead)	T112	Tinkle Bell
T84	Lead 5 (charang)	T113	Agogo
T85	Lead 6 (voice)	T114	Steel Drums
T86	Lead 7 (fifths)	T115	Woodblock
T87	Lead 8 (bass+lead)	T116	Taiko Drum
T88	Pad 1 (new age)	T117	Melodic Tom
T89	Pad 2 (warm)	T118	Synth Drum
T90	Pad 3 (polysynth)	T119	Reverse Cymbal
T91	Pad 4 (choir)	T120	Guitar Fret Noise
T92	Pad 5 (bowed)	T121	Breath Noise
T93	Pad 6 (metallic)	T122	Seashore
T94	Pad 7 (halo)	T123	Bird Tweet
T95	Pad 8 (sweep)	T124	Telephone Ring
T96	FX 1 (rain)	T125	Helicopter
T97	FX 2 (soundtrack)	T126	Applause
T98	FX 3 (crystal)	T127	Gunshot
		T128	Drum kit

RHYTHM LIST

Rhythm Number	Name	Rhythm Number	Name
R000	80sPop	R035	American march
R001	16Beat pop	R036	March style
R002	8Ballad	R037	Tarante
R003	8Beat soul	R038	Funk soul
R004	70sRock	R039	Rock waltz
R005	Afro pop	R040	Piano bar
R006	Rap pop	R041	Jazz waltz1
R007	60sSoul	R042	Jazz waltz2
R008	70sSoul	R043	16Beat tune
R009	Funky soul	R044	Poka dance
R010	16Beat slide	R045	Waltz
R011	The twist	R046	Cha-cha
R012	British pop	R047	Rumba
R013	Hard rock	R048	Rock rap
R014	Fusion jazz	R049	Bullfight dance
R015	Funk slide	R050	Samba1
R016	Fusion slide	R051	Samba2
R017	Brisk rock1	R052	Tango1
R018	Brisk rock2	R053	Tango2
R019	Passionate rock	R054	Fox step
R020	Jazz rock	R055	Jazz waltz
R021	Fast gospel	R056	Argentine Tango
R022	Poka rock	R057	Italian Tango
R023	Rock billie	R058	Bossanoval
R024	Rock roll	R059	Shuffle1
R025	Rock cha-cha	R060	Shuffle2
R026	Rock classic	R061	House
R027	Rock slide	R062	Merengue
R028	Rock pop	R063	Salsa
R029	Early boca	R064	Disco Latin
R030	Poca pop	R065	Thailand
R031	Blues1	R066	Reggae1
R032	Blues2	R067	Salsa
R033	Blues3	R068	Indian improvisation
R034	Popular waltz	R069	Merengue

RHYTHM LIST

Rhythm Number	Name	Rhythm Number	Name
R070	Polka	R099	Disco foxtrot
R071	16Reggae	R100	Euro soul
R072	Slow rock1	R101	Disco funk1
R073	Slow rock2	R102	Disco funk2
R074	Slow soul5	R103	Jazz samba
R075	Jorpo	R104	Disco Party
R076	Lambada	R105	Popular Samba
R077	Love ballad	R106	Club dance
R078	Plena	R107	Modern blues
R079	China	R108	Melancholy Foxtrot
R080	Acid	R109	Mambo
R081	8Beat modern	R110	Disco soul
R082	Country folk	R111	Disco
R083	Love songs	R112	Cobmo
R084	City pop	R113	Swing beat
R085	Electronic pop	R114	Krump
R086	Auditory folk	R115	Band marche1
R087	Piano Ballads	R116	Band marche2
R088	soul8.mid	R117	Band marche3
R089	Rock folk	R118	Big band1
R090	Slow and light	R119	Big band2
R091	Similar ballad	R120	Wild pop
R092	Majestic pop	R121	Southern jazz
R093	Kinetic1	R122	Popular jazz
R094	Kinetic2	R123	Jazz band
R095	Funk disco	R124	Jazz club
R096	Saturday night	R125	Habanera
R097	Twist	R126	Bachata1
R098	Euro beat	R127	Bachata1

DEMO LIST


Demo Number	Name	Demo Number	Name
D00	Jasmine	D15	Sweet honey
D01	Why are the flowers so red	D16	Susanna
D02	Butterfly Lovers	D17	Do-Re-Mi
D03	Entering a new era	D18	Moon River
D04	Girl of Alishan	D19	Mary has a little sheep
D05	Qinghai Tibet Plateau	D20	Hotels in the Pacific
D06	InThePlace PeachBlossom	D21	Crazy 1900
D07	Vox dance remix	D22	Family Restaurant
D08	Liuyang River	D23	Johnny the surfer
D09	Curvy Moon	D24	Sinbad hands
D10	Childhood	D25	New paradise
D11	Good days	D26	Happy birthday
D12	Go home often	D27	Carmen
D13	Night of grassland	D28	Short song
D14	Radiant	D29	Jingle bells

IMPORTANT SAFETY INSTRUCTIONS

- **DO NOT** use near water.
- Clean only with a soft, dry cloth.
- **DO NOT** block any ventilation openings.
- **DO NOT** place near any heat sources such as radiators, heat registers, stoves, or any other apparatus (including amplifiers) that produces heat.
- **DO NOT** split any part of the electronic piano
- Refer all servicing to qualified service personnel. Servicing is required when the apparatus has been damaged in any way, such as liquid has been spilled or objects have fallen into the apparatus, the apparatus has been exposed to rain or moisture, does not operate normally, or has been dropped.

TROUBLESHOOTING

- If the sound is abnormal or the key is invalid, please power **ON/OFF** the piano, restore to the original setting.
- If the battery voltage is low, the sound may be abnormal or the keys may be invalid. Please charge in time.



Features:

- 9 Functions: Record, Rhythm, Demo, Metronome, Drum Kit Dual Voice, Dynamic Switch, Wireless BT MIDI and BT Audio
- Compact & Portable Musical Piano
- Simple Electronic Plug-in Operation
- Built-in Full Range Stereo Speakers
- Connect & Stream Audio from External Devices
- Works with Smartphones, Tablets, Laptops, Computers
- Multiple Preset Selectable Keyboard Sound, Tone & Rhythm Styles
- Digital LED Display & LED Indicator Lights[A1]
- Adjustable Volume Control
- Record & Playback Mode
- Auto Power Off, Power Saving Function
- Perfect for Home Theater Living Room Performances
- Fun for Kids of All Ages: Children & Adults

What's in the Box:

- Portable & Foldable Piano Keyboard
- USB Charger Cable
- USB Adapter
- Manual
- Piano Bag
- Sustain Pedal
- Keyboard Note Stand
- Headphone

Technical Specs:

- (61) Keyboard Keys
- (129) Preset Selectable Tones
- (128) Preset Selectable Audio Rhythms
- Audio Interface: Aux (3.5mm) Input Jack
- Max Sound Level: Up to 15dB [A2]
- USB/Power Cable Length: 3.9' ft.
- Construction Material: Engineered ABS, PC, PVC
- Built-in Rechargeable Battery: 3.7V Li-ion, 1100mAh
- Power Supply: 100-240V, USB 5V/1A [A3]
- Piano Dimensions (L x W x H): 36.4" X 6.7" X 1.2" -inches [A4]



PYLE

PyleUSA.com

Questions? Comments?

We are here to help!

Phone: (1) 718-535-1800

Email: support@pyleusa.com

