

PLPTS77

0.4" Height Range Adjustable Speaker Stand

Heavy-duty and Crank Style Speaker Stand,
Easy Locking Fasteners for Quick Setup

PYLE
PyleUSA.com

USER GUIDE

Features:

- Crank Method to Raise/Lower the Speaker
- Easy Locking Fasteners for Quick Setup
- Effectively Elevates Speakers for Optimum Sound Performance
- Universal Speaker Compatibility (35mm Insert)
- Quick Adjustment Control
- Rugged and Reliable Reinforced Steel Support Construction
- Speaker Support Arm Extension
- Safety Lock-in Pin
- Foldable for Quick Storage and Transport
- Rubber Capped Tripod Feet Base
- Perfect for On-Stage or Studio Use
- For Professional or Beginner Applications

What's In The Box:

- Tripod Stand
- Speaker Adapter

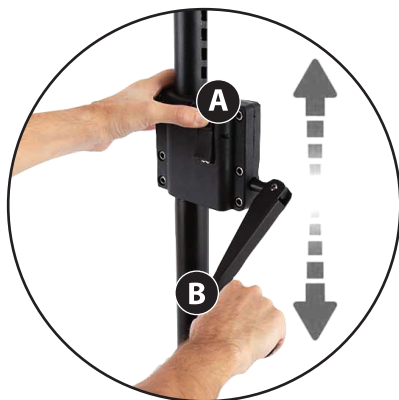

Technical Specs:

- Device Stand Type: Tripod
- Construction Material: Steel
- Minimum Height: 50" -inches
- Maximum Height: 78.7" -inches
- Height Range: 0.4" -inches
- Speaker Adapter Size: 6.3" x 3.9" -inches
- Maximum Speaker Weight Load Capacity: Up to 132 lbs.
- Closed / Folded Size (L x W x H): 3.5" x 2.8" x 37.4" -inches
- Total Open / Extended Size (L x W x H): 38.2" x 33.5" x 63" -inches

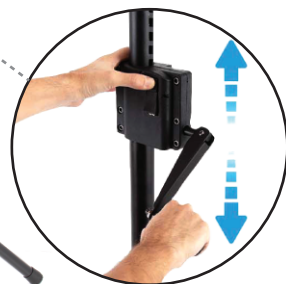


How to crank up or down the Adjustable Speaker Stand

Please read below carefully before using the stand.



To crank up or down, firstly press the button **A**, and then shake the crank handle **B**. When cranking up or down, you need to keep pressing the button **A**. After cranking to the desired height, let go of button **A** and then tighten the clutch.



Questions? Comments?

We are here to help!

Phone: (1) 718-535-1800

Email: support@pyleusa.com