

**PYLE**  
PyleUSA.com



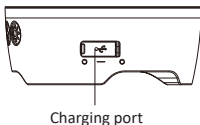
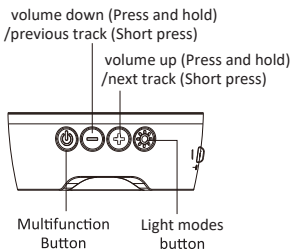
## *PLSP00L14*

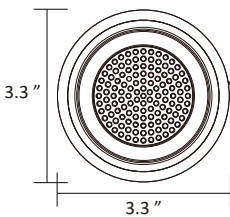
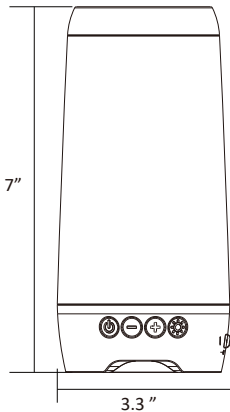
Portable Wireless Speaker  
with Colorful Lights  
Floating Pool Speaker  
IP68 Waterproof Speaker (Black)

***User Manual***

**PLSPOOL14 Portable Wireless Speaker with Colorful Lights** is IP68 Waterproof Rating, Shockproof, Dustproof, Scratchproof Speaker. It can be widely used for biking, hiking, camping, party, indoors, etc. With colorful light show, it also has ambient light that will really makes your night life more colorful and wonderful.

## 1. INSTRUCTION TO PARAMETERS





BT version	V5.1+EDR
Battery capacity	2500mAH lithium battery 3.7V
Working hours	5-7 hours
Freequency	2400MHz-2480MHz
Protocol	A2DP\AVCTP\AVDTP\AVRCP\HFP\ SPP\SMP
Communication distance	15-25 meters
Speaker	6W 4Ω
Dimension	3.3'x3.3'x7'
RGB light type	Yellow,Green,Red,Blue
Light mode	8 modes
Waterproof	IP68

It takes about 3 minutes to pair for the first time. After the pairing is successful, it will automatically pair in the future, which only takes 8 seconds.

After power on, if without any pairing, it will enter the sleep state after 20 minutes, and then shut down after another 40 minutes.

## **2. BUTTON FUNCTION DESCRIPTION**

### **A. Multifunction Button:**

1. Press and hold for 3 seconds to power ON, and press and hold again for 3 seconds to power OFF.
2. When in playing music, short press this button to pause music, press again to continue playing music.
3. When incoming call, press the button to answer the phone, and double press the button to refuse the call.
4. Double tap to dial the last incoming call number.

### **B. "" Button:**

Short press the button to play the previous track, press and hold the button to reduce the volume.

### **C. "" Button:**

Short press the button to play the next track, press and hold the button to increase the volume.

## **D. Light mode Button:**

### **I. Short press to switch the different LED modes.**

1. **Slow flashing when there is no music:**  
red, green, blue, yellow turns brighter every 20 seconds.

**When there is music:** the LED lights flashes with the music.

2. Keep red light

3. keep green light

4. keep Blue light

5. RGB light color change automatically  
(slow and fast flashing are mixed)

6. RGB light color automatically switches slowly

7. RGB light color automatically switches quickly

8. The light power off.

### **II. Press and hold the light button for 8 seconds to restore factory settings**

### **3. WIRELESS BT PAIRING SETTINGS**

Press and hold the multifunction button for 3 seconds to power ON. Wait the blue light flash, open the BT mode on your

smartphone and select "PYLE" to pair the device. It's now paired. You can broadcast your music! If not, start again or relaunch the PYLE.

#### **4. CHARGING**

Please take the charging cable included to charge the speaker. During the charging, the Led Indicator will keep red. After fully charged, the LED indicator is Blue.

**Note: Use the included cable and respect the voltage!**

#### **WHAT'S IN THE BOX**

- Wireless Speaker with Colorful Lights
- USB Charging Cable

#### **TECHNICAL SPECS:**

- Power: 6W
- Construction Material: PC
- Frequency Response: 2400MHz-2480MHz
- Battery Life: Up to 30,000+ Hours
- PA Speaker Battery Type:  
3.7V Li-ion - 2500mAh
- Working Hours: 5-7 Hours
- Product Dimension: 3.3" x 3.3" x 7" -inches

# **PYLE**

PyleUSA.com

***Questions? Comments?***

We are here to help!

Phone: (1) 718-535-1800

Email: [support@pyleusa.com](mailto:support@pyleusa.com)