

PLYLE®

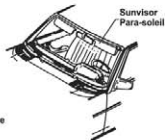
INSTALLATION INSTRUCTIONS FOR PLTWVS

Pass the belt through the belt holder

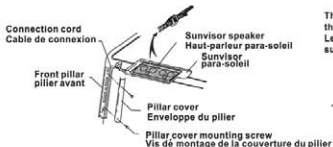
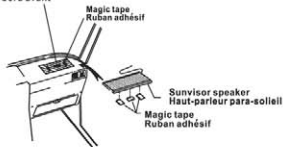
Faire passer la courroie par le support de courroie



Fasten the speaker unit to the sunvisor with the belt
Fixer l'unité haut-parleurs au para-soleil avec la courroie



Example of front dash mounting position
Exemple de position de montage
du tableau de bord avant



The sound from the speakers are reflected off the front wind shield and is a so called "tuned up" sound.
Le son des haut-parleurs est réfléchi sur le pare-brise avant, et devient donc un son accentué.

