

PYLE

PyleUSA.com



Projector Screen

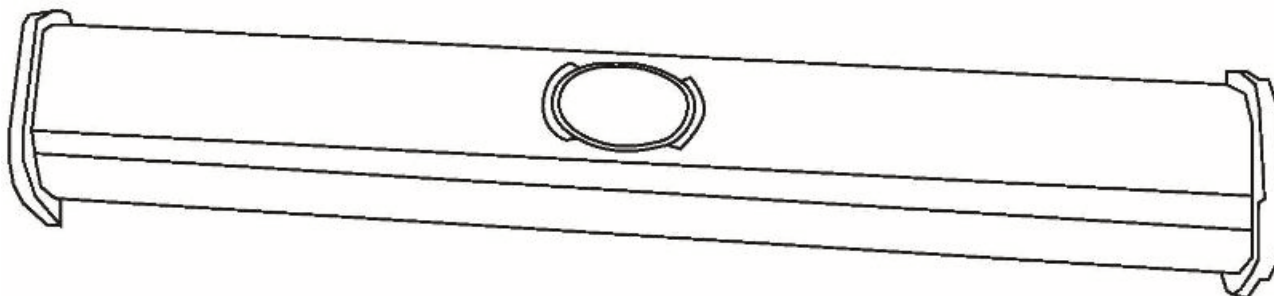
USER'S MANUAL

MODEL: PRJTP46

Easy Setup Guide


Main Features:

1. Handsome heavy-duty aluminum case, streamline figure design for fashion and elegance.
2. Fast, easy and smooth operation provides the ultimate convenience.
3. Slim and light making it the perfect travel projection screen, especially for business conferences and seminars.
4. The screen surface is made with a high-powered fabric, which provides a high-quality image (high-brightness, great resolution and contrast display). Optimal for all viewing angles.



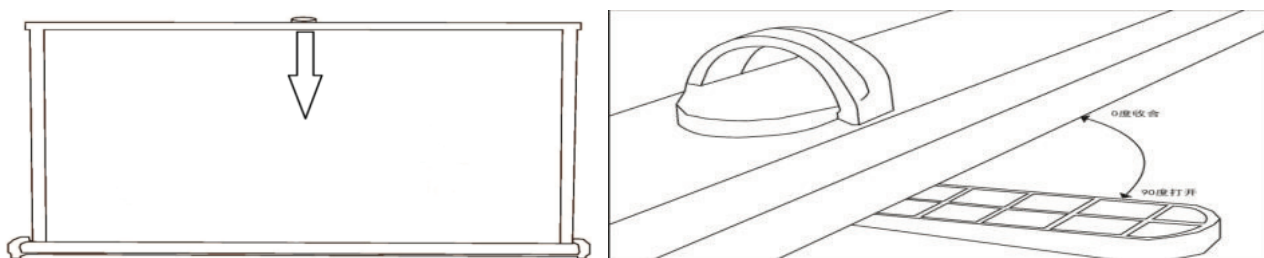
Setting it up:

Turn the leg on the case bottom to the 90° position; then, use one hand press the button on the center of the case and the other hand to pull up the hook to a suitable height.



Putting it away:

Release the hook and pull it up lightly; slowly ease it back into the case. If you release it you run the risk of damaging the screen, case, or product (risk of injuring finger is also possible). Fasten the hook and case soundly; return the bottom leg to its original position and lock.



Features:

- Easy-to-Use: Quick 'Setup & Project' in Seconds
- Premium Matte Fabric Viewing Screen Material
- White Display Color for Optimal Color Pick-Up
- Simple Manual Pull-Up Operation with Quick-Lock Mechanism
- Lightweight, Compact & Protective Travel Case Style
- Designed for Universal Projection & Portability
- Stain & Mildew Resistant, Flame Retardant Fabric
- Heavy Duty & Rugged Design
- Designed to Stand on Any Flat Floor Surface or Table
- Perfect for Use in Homes, Offices or Classrooms

Tech Specs:

- Aspect Ratio / Viewing Format: 4:3 (16:9 Compatible)
- Case Material: Aluminum
- Fabric Material: Engineered PVC
- Projector Viewing Screen Size: 40" Diagonal (32" x 24")
- Size When Closed (L x W x H): 35.8" x 2.8" x 1.6"
- Size When Open (L x W x H): 35.8" x 34.2" x 26.7"
- Sold as: 1
- Weight: 4.1 lbs.

PYLE

PyleUSA.com