

PSLMSGST322

Multifunction Heating Stone Massager

Used for Muscle Therapy and Home Spa

serenelife

USER GUIDE

PLEASE MAKE SURE THAT YOU HAVE READ THE MANUAL CAREFULLY BEFORE USING IT.

THERMAL THERAPY MASSAGE KIT

Thermal therapy is the use of heat in therapy, such as for pain relief and health. It can take the form of a hot stone, hot bamboo sticks, and others. It can be beneficial to those with arthritis and stiff muscles and injuries to the deep tissue of the skin. Our innovative electric massage warmer kit comes with a light-weight energy efficient stylish storage/travel bag case that doubles as stone heater oven that quickly heats up the rocks, and it is the helpful tool to heat the massage stones or bamboo sticks. As we know the application of warmed Basalt stones/bamboo sticks combined with manual massage to provide the client with a deeply relaxing therapeutic experience. This treatment which also benefits the therapist not only financially but also physically.



PRODUCT FEATURES



Innovative waterless heating technology

With waterless heating technology there is no need for traditional stone heating equipment. It can drop the electricity consumption, much "greener" and more environmentally friendly.



Digital temperature controller

Our digital temperature controller grants therapist the ability to choose the desired stone temperature.



Portable massage kit

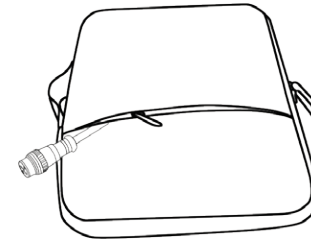
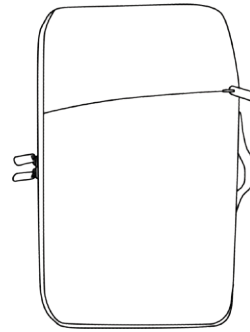
Our portable massage kit offers mess-free stone warming along with the ability to easily transport for traveling therapist as well as your massage practice or home use.



Multifunctionality

Combined heating with bag, it is more than a bag, not only can self-contained but also can heat.

PRODUCT SKETCH



Power socket



Controller



Power cable

Basalt stones (Optional accessory)



4.5 x 4.5 x 1.8cm *6PCS

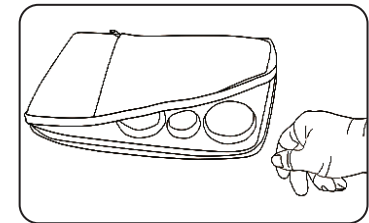


7 x 7 x 1.8cm *6PCS

HOW TO USE

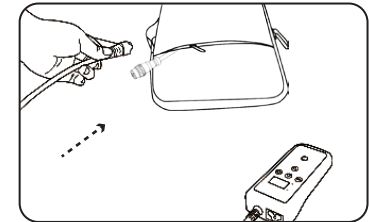
STEP 1

Place stones inside the portable massage heating warmer. Make sure all stones are placed flat and not stacked on top of one another.



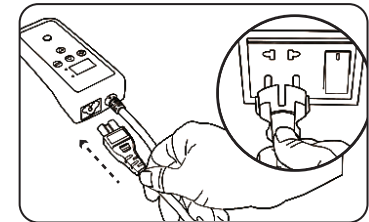
STEP 2

Connect the temperature controller to the portable massage heating warmer.



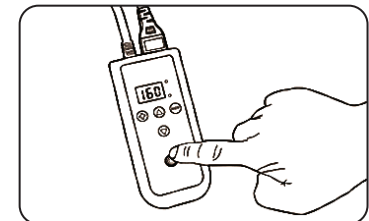
STEP 3

Connect the power cord to the temperature controller and then plug power cord into a power outlet.



STEP 4

Press the power button on the temperature controller & set desired temperature or heating time. Wait about 10-15 minutes and the stone will be ready to use.



**Heating time depends on the ambient temperature and usage.*

CAUTIONS

1. Risk of electric shock, can cause injury or death if operated improperly.
2. Please do not cover with anything when using, it will cause a fire in extreme cases.
3. Ensure to use in a dry environment, do not immerse this product in water or other liquids to avoid short circuit or electric shock. Heating system is not waterproof.
- 4 Do not allow children or incapacitated persons to use this product.
Please keep this product out of the reach of children.
5. The Kit should be kept away from high temperature environment and direct sunshine.
6. Do not leave unattended.
7. This product requires professional use. Please do not separate, maintain, or refit the product if you are not a professional.
8. Heating speed may vary according to the room temperature and usage habits, etc.
Please set the temperature as desired. Avoid burns caused by excessive heating.
9. If the product has some abnormal conditions, such as bad smell, overheat, abnormal color, distortion etc, please stop using immediately and contact the local dealer.

MAINTENANCE

1. Use a dry towel to wipe the surface of the device.
2. Place the product in the box and keep it dry if not to be used for long periods of time.

To improve user experience, there will be changes in product features without prior written notice, please refer to actual contents in the package.

WARRANTY

To enable you to use this product with confidence and better protect your rights and interests, our company will implement after-sales service based on abiding by the general administration of quality supervision, inspection and quarantine and the ministry of information industry.

The following circumstances will not be covered under warranty if:

1. The effective service or free maintenance period has been exceeded.
2. Failure to follow the correct instructions for use, maintenance, and storage, leading to malfunction or damage.
3. Consumers disassemble the product themselves.
4. Product defects are caused by human factors (such as operation errors, and input of inappropriate voltage and water contact).

Features:

- Multifunction Heating Bag with Massage Stone
- Hot Stone Massage System
- Simple Electric Plug-in Design
- Quick Setup: All-in-One Portable Kit
- Smooth & Sculpted Round Basalt Rock Stones
- Uniquely Selected Stone Type for Comfort & Maximum Heat Retention
- Storage / Travel Case Doubles as Stone Heating Oven
- Portable Style Travel Case, Lightweight & Easy to Carry
- Energy-Efficient Warming for Quick Heating
- Wired Temperature Controller Unit
- Configurable Time & Temp Settings
- Adjustable Digital Controller

What's in the Box:

- (6) Large Massage Stones
- (6) Small Massage Stones
- USA Power Cable
- Heating Warmer

Technical Specs:

- Construction Material: Fabric
- Total Item Length: 350MM
- Power Output: 110V
- Power Supply: 57W
- Power Cable Length: 5.90 Ft.
- Response Heating Time: 20-30 mins
- Tuning Range: 20-30 mins
- Stone Type: Basalt Rock, Round
- Stone Maximum Heat Retention: 23mins
- Large Stone Weight: 0.37 lbs. (-Each)
- Small Stone Weight: 0.13 lbs. (-Each)
- Large Stone Size: 2.7" x 2.1" x 0.9"-inches (-Each)
- Small Stone Size: 1.5" x 1.1" x 0.5" -inches (-Each)
- Bag Dimension (L x W x H): 13.7" x 8.2" x 3.3" -inches



INDICATOR STATEMENT

Status	Model
OFF	Controller is off
ERO	NTC disconnect
Red light on	Heating
Red light twinkles	Reached the set temperature
Green light on	Countdown function is working

Questions? Issues?
We are here to help!
Phone: (1) 718-535-1800
Email: support@pyleusa.com