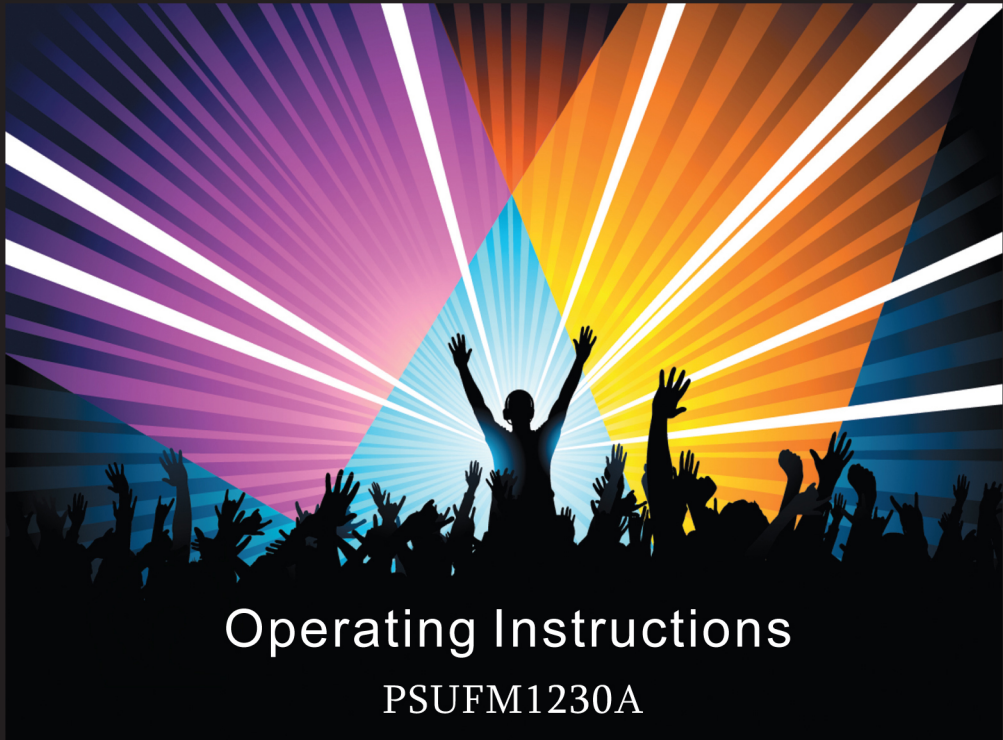




disc jam

1000 Watt Powered Two-Way PA Speaker System w/USB/SD Readers,
FM Radio, 3.5 mm AUX Input, Microphone Inputs and Disco Lights

www.pyleaudio.com



Operating Instructions

PSUFM1230A

Specifications

PSUFM1230A

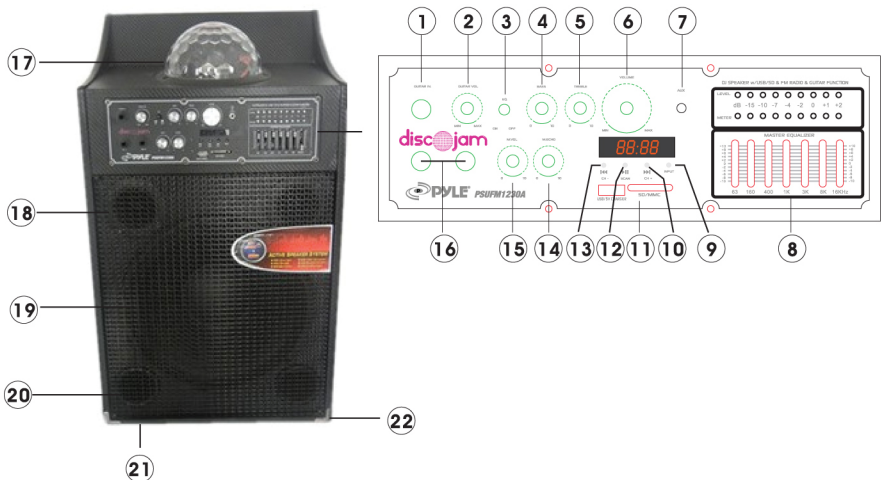
- *12" Woofer and 3*5" plezo Tweeter
- *USB Flash and SD Memory Card Readers with FM Radio
- *USB Provides 5V 1A Charge for Smart Phones and Other Devices
- *Display Screen Shows Number of Songs, Play Time and FM Radio Frequency
- *Disco Lights with On/Off Control
- *Two 1/4" Microphone Inputs
- *One 3.5mm Aux Line Input With Cable (Compatible With All Mp3 Players and Devices With Headphone Outputs)
- *RCA Stereo Input And Output
- *One 1/4" Lo-Z Guitar Input Jack With Volume Control
- *7 Band EQ With EQ ON/OFF Control
- *Ported Enclosure for Added Bass Response
- *RCA Output for Connection with Passive Speakers
- *1000 Watt Peak / 500 Watt RMS Power @ 4Ohm
- *Woofer Magnet Weight: 30 oz.
- *Sensitivity (1W/1M): 90dB
- *Built In Crossover Network
- *Frequency Response: 20Hz-20Khz
- *Crossover Frequency: 3.5kHz
- *35mm Speaker Stand Mount
- *AC 110/220v Power Switch
- *Portable Carrying Handles
- *Dimensions: 27.6"H x 16.5"W x 13.4"D
- *Weight: 29.1 Lbs

Safety Notes

1. Correct power must be used to operate this unit properly, do not use any other powering options, cords or methods.
2. Carefully handle, plug and unplug the power cable when handling. Hold the plug with a firm grip and when plugging or unplugging from sockets.
3. Do not open chassis! Extermely dangerous! Do not put your hands inside the chassis. If the device begins to malfunction do not attempt to repair, unplug the unit and contact Pyle immediately.
4. Don't use volatile or dangerous chemical cleaners on the unit (like toluene, alcohol, gasoline etc.) Use gentle cleaners.
5. Keep the unit in a well ventilated environment and keep away from, direct sunlight to prevent unit from overheating.
6. Avoid the unit from moisture or rain.

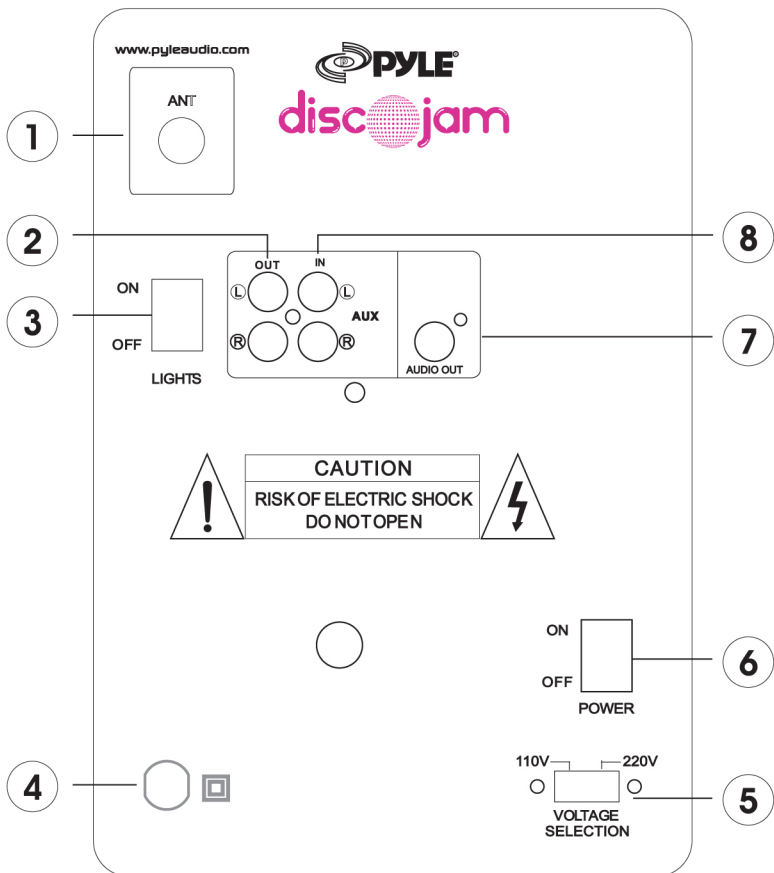
Operating Controls - System Layout


- ① Guitar Input Jack
- ② Guitar Volume Control
- ③ EQ Switch
- ④ Bass Control
- ⑤ Treble Control
- ⑥ Volume Control
- ⑦ Line-In/Aux Audio Input
- ⑧ EQ Control
- ⑨ Mode Control
- ⑩ Next Control
- ⑪ USB/SD Jack
- ⑫ Play / Pause Control
- ⑬ Prev. Control
- ⑭ Echo Control
- ⑮ Mic Volume Control
- ⑯ Mic Input Jack
- ⑰ Disco Lights
- ⑱ Tweeter
- ⑲ Subwoofer
- ⑳ Vent Hole
- ㉑ Metal Corner
- ㉒ Fixed Stand



Speaker Board Schematic

- ① FM Antenna
- ② Line-Out/AUX Audio Output
- ③ Lights Switch
- ④ AC Power Supply
- ⑤ Voltage Selector Switch
- ⑥ Power Switch
- ⑦ Vice-Box Power output
- ⑧ Line-In / AUX Audio



disc  jam



www.pyleaudio.com

tel: 718.535.1800 fax: 718.236.2400
1600 - 63rd Street Brooklyn, N Y, 11204