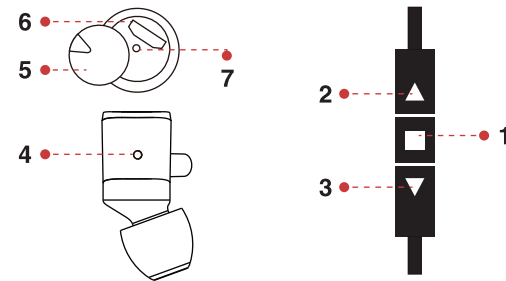


- For safety, please do not use the headset when you are driving a car, a motorcycle, ship, a bike, or walking on the street. Please follow the local laws and regulations.
- For safety, please use the smaller size earplug than your normal size earplug when doing outdoor sport and make sure you can hear the outside sounds (The bass output will be influenced):

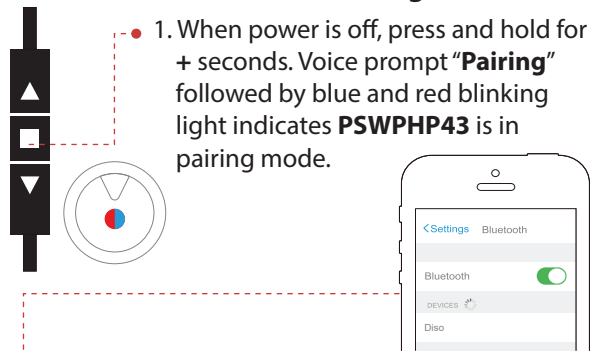
L size → M size   M size → S size   S size → XS size

### About PSWPHP43



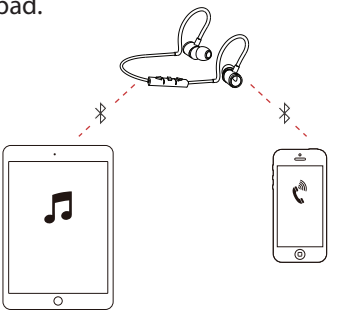
1. Multifunction Key
2. Volume Increase/Track forward
3. Volume Decrease/Track backward
4. Microphone
5. USB Cover
6. Charge Socket
7. LED Indicator

### Wireless BT Pairing



1. When power is off, press and hold for + seconds. Voice prompt "**Pairing**" followed by blue and red blinking light indicates **PSWPHP43** is in pairing mode.
2. Turn on Bluetooth in the settings of your phone (or other electronic devices)
  - Look for "**PSWPHP43**" and click it for pairing
  - Voice prompt "**connected**" followed by blue blinking light indicates connection.

3. **Dual Pairing Function:** The Wireless BT headset has a unique dual pairing function. This allows you to pair 2 devices to the headset simultaneously. For example, you still can receive the coming calls from your phone when you are listening music from the iPad.



**NOTE:** The **PSWPHP43** will automatically pair with the last device connected to when turned **ON**.

### Operation

- **Volume Increase**  
Click once
- **Power ON**  
Press and hold 3 seconds, blue blinking light indicates power **ON**
- **Power OFF**  
Press and hold 5 seconds until red blinking light indicates power **OFF**
- **Receiving and Ending a call**  
Click once

### Listen to Music

- **Volume Increase**    **Track forward**  
Click once                      Press and hold
- **Play or Pause**  
Click once
- **Volume Decrease**    **Track backward**  
Click once                      Press and hold

### NOTE:

1. If you answer or make a call while listening to music, the music will be paused until the call has ended.
2. Earphone volume can be adjusted by using iPhone and by earphone simultaneously while listening to music. Android mobile phone cannot adjust volume simultaneously, please adjust volume manually.

## Charging



1. Locate the Micro USB door and plug in the cable and connect the USB to a computer or AC power source.
2. Red light indicates charging and will turn off, and blue light turn on once battery is fully charged. Full charging is approximately 2 hours.
3. Charge the battery at least once per month, even if the device will not be used, which can protect the battery and extend battery life. Please note do not leave the device 6 months without charge.
4. To ensure the water resistance of your **PSWPHP43** the USB cover must be firmly closed after charging

## Troubleshooting

Problem	Resolution
<ul style="list-style-type: none"><li>• No response when press button;</li><li>• Red lights flashing or shutdown automatically after starting up;</li></ul>	Charge the battery
Unable to hear any sound	<ul style="list-style-type: none"><li>• Increase the volume</li><li>• Ensure the headset is connected to the phone</li></ul>
Unable to connect with mobile phone or a bluetooth device	Ensure the headset is connected to the phone. If the headset is not connected to the phone, refer to the part " <b>Bluetooth Pairing</b> " in this manual
There's noise and the sound is not stable when playing music	<ul style="list-style-type: none"><li>• Confirm the headset are in the effective working range, avoid obstacles .</li><li>• To obtain best signal for headset, put phone on the right side of body (the headset antenna is in the right).</li></ul>

## Product Specification

### Features:

- Compact Bluetooth Cordless and Wireless Earbuds
- Wireless Bluetooth Music Streaming
- Built-in Rechargeable 85mAh Battery
- In-Line Microphone to Answer Phone Calls
- Lightweight, Portable and Great Sounding
- Compatible with Today's Bluetooth Device
- Comes with Assorted Cushion Sizes for Best Fit

### Bluetooth Connectivity:

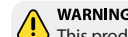
- Built-in Bluetooth for Wireless Audio Streaming
- Works with All of Your Favorite Devices (iPhone, Android, Smartphones, iPad, Tablets, etc.)
- Bluetooth Version: 4.2
- Bluetooth Network Name: **PSWPHP43**
- Bluetooth Wireless Range: 30'+ Ft.

### Whats in the Box:

- Bluetooth Earbud
- USB Charging Cable
- Carry box
- User manual

### Technical Specifications:

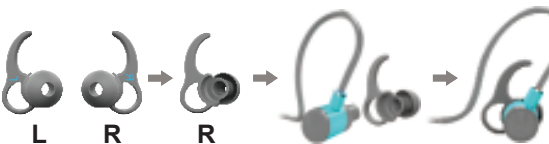
- Earphone output power: 5mW + 5mW
- Speaker Type: NdFeB 5.8mm
- Speaker Rated Power: 5mW
- Frequency Response: 20Hz - 20kHz
- Signal Distortion: <0.3%
- S/N Ratio: >60dB
- Operating Environment: -5°C - 40°C (23°F - 104°F)
- Charging Time: 120 minutes
- Playing Time: Up to 6 Hours
- Earbud + Cable (L): 12.6" -inches



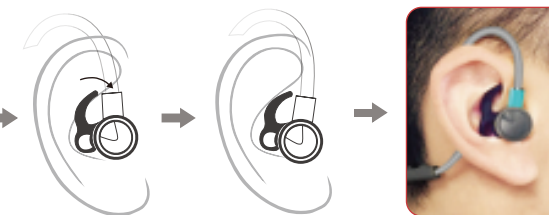
#### WARNING:

This product can expose you to a chemical or group of chemicals, which may include ["Nickel Carbonate"] which is known in the state of California to cause cancer, birth defects, or other reproductive harm. For more info, go to <https://www.p65warnings.ca.gov/>.

## Sport Earbuds



Put the Right sport earbuds on the right earphone.



**PSWPHP43**  
**Rechargeable Wireless Bluetooth Micro Earbuds**  
with In-line Microphone  
**USER MANUAL**