

PYLE
PyleUSA.com



PTAU55

Compact Wireless BT Stereo Power Amplifier

2 x 120 Watt with Blue LED Display,
USB/SD/MMC Card, AUX, CD & Mic Inputs

User Manual

IMPORTANT SAFETY INSTRUCTIONS

- 1. Read Instructions:** All the safety and operating instructions should be read before the appliance is operated.
- 2. Retain Instructions:** The safety and operating instructions should be retained for future reference.
- 3. Heed Warnings:** All warnings on the appliance and in the operating instructions should be adhered to.
- 4. Follow Instructions:** All operating and user instructions should be followed.
- 5. Water and Moisture:** The appliance should not be used near water -for example, near a bathtub, washbowl, kitchen sink, laundry tub, swimming pool, or a wet basement.
- 6. Ventilation:** The appliance should be situated so that its location or position does not interfere with its proper ventilation. For example, the appliance should not be situated on a bed, sofa, rug, or similar surface that may block the ventilation openings; or placed in a built-in installation, such as a bookcase or cabinet that may impede the flow of air through the ventilation openings.
- 7. Heat:** The appliance should be situated away from heat sources such as radiators, heat registers, stoves, or other appliances (including amplifiers) that produce heat.
- 8. Power Sources:** The appliance should be connected to a power supply only of the type described in the operating instructions or as marked on the appliance.
- 9. Grounding or Polarization:** Precaution should be taken to insure that the grounding or polarization means of an appliance is not defeated.
- 10. Power-Cord Protection:** Power supply cords should be routed so that they are not likely to be walked on or pinched by items placed upon or against them, paying particular attention to cords at plugs, convenience receptacles, and the point at which they exit from the appliance.
- 11. Cleaning:** The appliance should be cleaned only as recommended by the manufacturer.
- 12. Power Lines:** An outside antenna system should not be located in the vicinity of overhead power lines or other electric light or power circuits, or where it can fall into such power lines or circuits. When installing an outside antenna system, extreme care should be taken to keep from touching such power lines or circuits as contact might be fatal.
- 13. Non Use Periods:** The power cord of the appliance should be unplugged from the outlet when the appliance is to be left unused for a long period of time.
- 14. Object and Liquid Entry:** Care should be taken so that objects do not fall and liquids are not spilled into the enclosure through openings.

15. **Carts and Stands:** If the appliance is used with a cart or stand, the cart or stand should be a type recommended by the manufacturer. An appliance and cart combination should be moved with care. Quick stops, excessive force, and uneven surfaces may cause the appliance and cart combination to overturn.
16. **Mounting:** The appliance should be mounted only as recommended by the manufacturer.
17. **Damage Requiring Service:** The appliance should be serviced by qualified service personnel when:
- A. The power supply cord or plug has been damaged.
 - B. Objects have fallen into, or liquid has been spilled into the appliance enclosure.
 - C. The appliance has been exposed to rain.
 - D. The appliance has been dropped, or the enclosure damaged.
 - E. The appliance does not appear to operate normally or exhibits a marked change in performance.
18. **Servicing:** The user should not attempt to service the appliance beyond that described in the user's operating instructions. All other servicing should be referred to qualified personnel.
19. **Overloading:** Do not overload wall outlets and extension cords as this can result in a risk of fire or electric shock.
20. **Replacement Parts:** When replacement parts are required, be sure the service technician has used replacement parts specified by the manufacturer or have the same characteristics as the original part. Unauthorized substitutions may result in fire, electric shock or other hazards.
21. **Safety Check:** Upon completion of any service or repairs to this appliance, ask the service technician to perform safety checks to determine that the appliance is in proper operating condition.

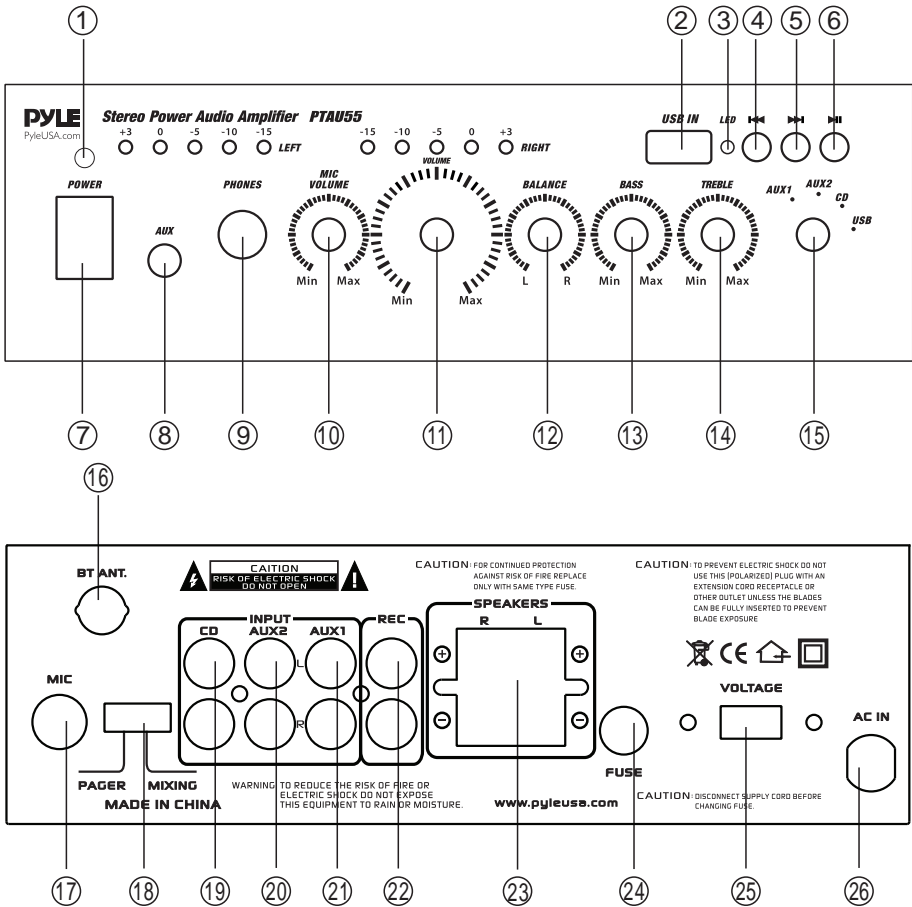


<p>WARNING: To reduce the risk of fire or shock hazard, do not expose this product to rain or moisture.</p>	<p> This symbol is intended to alert you to the presence of un-insulated dangerous voltage within the product's enclosure that might be of sufficient magnitude to constitute a risk of electric shock. Do not open the product's case.</p>
<p> CAUTION  RISK OF ELECTRIC SHOCK DO NOT OPEN</p>	<p> This symbol is intended to inform you that important operating and maintenance instructions are included in the literature accompanying this product.</p>
<p>CAUTION: To reduce the risk of electric shock, do not remove cover or back. No user-serviceable parts inside. Refer servicing to qualified personnel.</p>	

YOUR NEW PYLE PRO PTAU55 STEREO POWER AMPLIFIER

Gives you the power and versatility you need in a professional sound system. Its wide frequency response make it suitable for amplifying music or vocal program material. The front located 3.5mm jack and USB 2.0 interface allows you to connect the input of various of MP3 devices conveniently, and the **MIC PAGER/MIXING** function offers the exibility of using it at paging or musical events. It can be used for meeting halls, house, restaurant, school, stores, live bands, or office.

FEATURES AND CONTROLS



- | | |
|-----------------------------|--|
| 1. Power Indicator | 14. Treble Volume Control |
| 2. USB input for MP3 player | 15. Input Select |
| 3. MP3 Player Indicator | 16. Wireless BT Antenna |
| 4. Previous Song | 17. MIC Input |
| 5. Next Song | 18. Microphone Mode Selectable: Pager / Mixing |
| 6. Play / Pause | 19. CD IN |
| 7. Power ON/OFF Switch | 20. AUX IN |
| 8. AUX IN | 21. AUX IN |
| 9. Phone Output | 22. REC OUT |
| 10. MIC Volume Control | 23. Speaker output (L/R) |
| 11. Master Volume Control | 24. FUSE |
| 12. Balance Volume Control | 25. 110/220 Voltage Select |
| 13. Bass Volume Control | 26. AC IN |

WIRELESS BT STREAMING CONNECTIVITY:

- Simple & Hassle-Free Pairing
- Instant Wireless Audio Streaming Ability
- Works with All of Today's Latest Wireless BT Streaming Devices (iPhone, Android, Smartphone, iPad Tablet PC, etc.)
- Wireless BT Network Name: 'PYLEUSA' or 'BT'
- Wireless BT Version: 5.1
- Wireless Range: Up to 30'+ ft.

STEPS FOR CONNECTING WITH WIRELESS BT DEVICE

- Power ON the unit and enter into BT mode.
- Search for the Wireless BT device and find the BT name "PYLEUSA or BT"
- Select the PYLEUSA or BT and wait for the device to pair.
- The unit will make a sound confirming that the devices have successfully paired and LED will stop flashing.
- Once paired you can play music from your Wireless BT device. You can also use the control buttons on panel of the unit or remote control to select the tracks from your Wireless BT device.

SPECIFICATIONS

Output Power, 2 Channels Driven

4- Ohm, 1 kHz, 1% THD	20Wx2
4- Ohm, 10 kHz, 1% THD	32Wx2
Max Power	120Wx2

Total Harmonic Distortion, 1 kHz Rated Power 0.3%

Input Sensitivity, 1 kHz, 4—Ohm Rated Power

AUX 1	250mV
AUX 2	250mV
CD	250mV
USB	250mV
MIC	6mV

Frequency Response 20Hz-20kHz

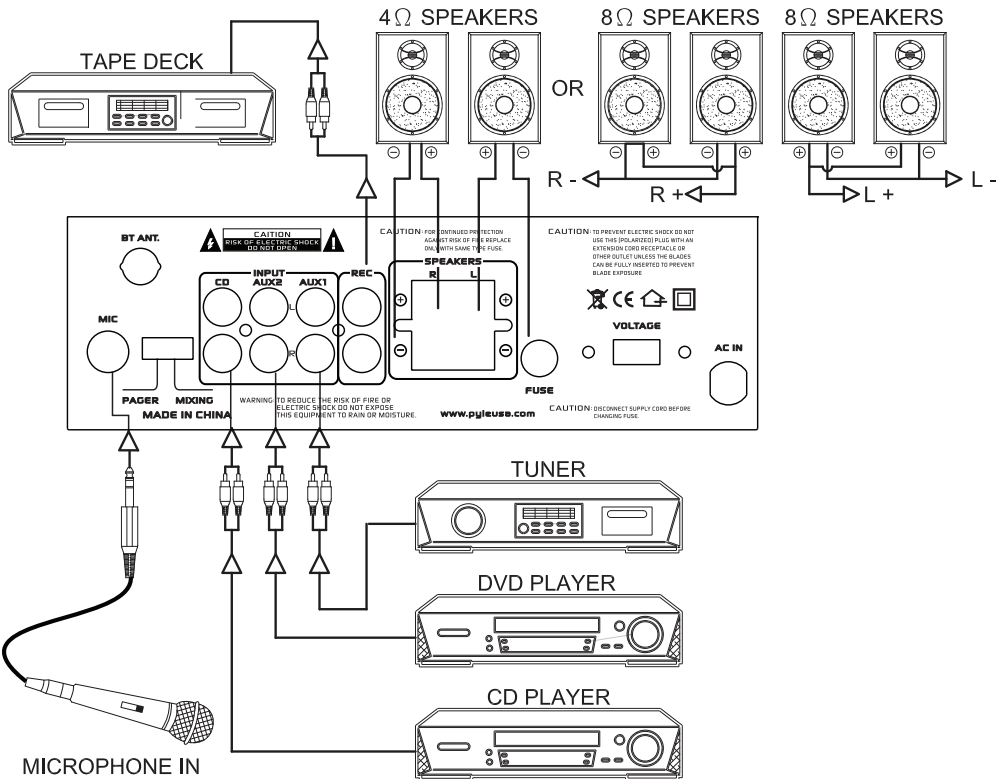
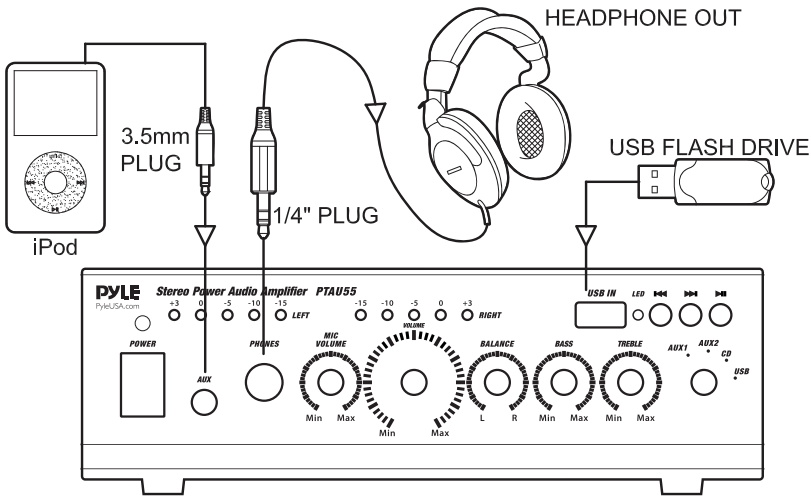
Signal to Noise Ratio, 1 kHz, 4—Ohm Rated Power

AUX 1	80dB
AUX 2	80dB
CD	80dB
USB	80dB
MIC	70dB

Tone Controls

BASS	+/-12dB, 100Hz
TREBLE	+/-12dB, 10kHz

CONNECTION DIAGRAM



Features:

- Blue LED display
- Bluetooth Wireless Audio Streaming Receiver
- Microphone Mode Selectable: Pager / Mixing
- Double-decoder MP3 Function Compatible
- USB Flash Memory Reader MP3/WMA File Compatibility
- RCA/REC Outputs
- 1/4" MIC Input Jack
- 1/4" Headphone Output Jack
- Power ON/OFF & Output LED Indicators
- Balance, Treble, Bass and Master Volume Controls
- Mic Volume Control
- 3.5mm Aux CD/MP3 Input Jack
- Switchable AUX1, AUX2, CD/USB Inputs
- Four Push-Type Speaker L/R Terminals

What's in the Box:

- Stereo Power Amplifier

Technical Specs:

- Power Supply: 2x120W
- Power Output: 120V/240V
- Amplifier Design: 2-Channel
- Impedance: 4-8 Ohms
- Frequency Response: 20Hz - 20KHz
- Signal to Noise Ratio: >81dB
- T.H.D.: <0.3%
- Headphone Jack, 1/4"
- Digital File-type Compatibility: MP3, WMA
- Maximum USB/SD Flash Support: Up to 64GB
- Power Cable Length: 4.2 ft.
- Product Dimensions (L x W x H): 5.39" x 8.27" x 2.72



WARNING:

This product can expose you to a chemical or group of chemicals, which may include "**Nickel Carbonate and Lead(Pb)**" which is known in the state of California to cause cancer, birth defects, or other reproductive harm. For more info, go to <https://www.p65warnings.ca.gov/>.

Specifications are typical; individual units might vary.

Specifications are subject to change and improvement without notice.

PYLE

PyleUSA.com



VISIT US ONLINE:

Have a question?

Need service or repair?

Want to leave a comment?

PyleUSA.com/ContactUs

PYLE

Questions? Issues?

We are here to help!

Phone: (1) 718-535-1800

Email: support@pyleusa.com