

PYLE® PVKT130 Dual Wattage Foreign Voltage Adapter

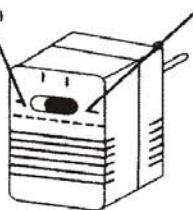
OPERATING INSTRUCTIONS

Most appliances sold in the USA and CANADA are designed with 2-FLAT-PIN plugs and operate on voltages of 110/120 volts. Foreign country voltage may be 220/240 volts or 110/120 volts with variations in the wall outlets. This Foreign Voltage Adaptor is designed to convert your 2-FLAT-PIN plug to the correct type of foreign wall outlet and convert the foreign electricity to 110/120 volts to fit your appliances. Model 1650 Foreign Voltage Adaptor easily switches between electric appliances requiring 50 watt maximum power (small TVs, video cameras, electric razors, stereos, notebook computers, etc.) and heat producing appliances requiring 50 to 1600 watt power (blow dryers, travel irons, coffeemakers, etc.)

CAUTION:

Before using with any appliance, it is very important to check the wattage rating of the appliance and set the Wattage switch to the correct wattage of the appliance being used. If the Wattage switch is set to the wrong wattage setting, your appliance could be damaged.

Move the Wattage Switch to the 50Watt setting for use with electric appliances requiring 50 watt maximum power (small TVs, video cameras, electric razors, stereos, notebook computers, etc.)



Wattage Switch is set for 1600 Watts for use with heat producing appliances requiring 50 to 1600 watt power (blow dryers, travel irons, coffee makers, etc.)

Please note that some appliances may operate slower when used in foreign countries because they operate on 50Hz, while USA/CANADA operate on 60Hz.

Most foreign countries have unstable voltage conditions. These conditions may shut off your appliances prematurely. This does not mean your appliance or Foreign Voltage Adaptor is not working properly.

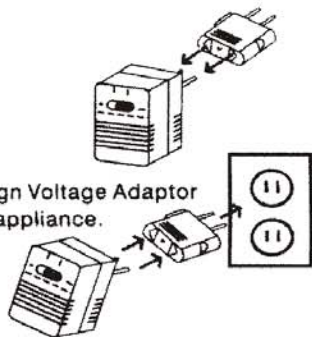
IMPORTANT:

Do not leave Foreign Voltage Adaptor in wall outlet when not in use. After using, remove Foreign Voltage Adaptor from wall outlet.

Do not use with life support monitoring equipment like respirators, heart monitors, baby monitors, etc.

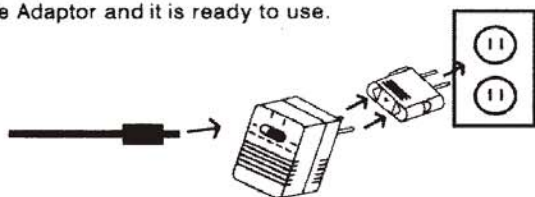
HOW TO USE:

1. Check the wattage rating of the appliance and set the Wattage switch to the correct wattage of the appliance being used.
2. Be sure to check the AC voltage and wall outlet style before using your Foreign Voltage Adaptor.
3. Select an adaptor using Adaptor Chart on the right.
4. Plug the adaptor, if needed, onto the Foreign Voltage Adaptor.



5. Plug the Foreign Voltage Adaptor into the wall outlet for use with your appliance.







6. After following the above procedures, just plug your appliance into the Foreign Voltage Adaptor Outlet located on the front of the Foreign Voltage Adaptor and it is ready to use.



7. When finished, remove your Foreign Voltage Adaptor, from the wall outlet.

90 DAY LIMITED WARRANTY: warrants this product to be free from manufacturing defects for a period of ninety days from the original date of consumer purchase. This warranty is limited to the repair or replacement of this product only and does not extend to consequential or incidental damage to other products that may be used with this unit. This warranty is in lieu of all other warranties express or implied. Some states do not allow limitations on how long an implied warranty lasts or permit the exclusion or limitation of incidental or consequential damages, so the above limitations may not apply to you. This warranty gives you specific rights, and you may also have other rights which vary from state to state. If unit should prove defective within the warranty period.

Adaptor Chart

Adaptor	Country(s)
 No adaptor	Most European Countries
 Purple ▼	Africa Asia Europe Middle East
 Purple ▼	Africa Asia Europe Middle East
 Blue ▼	Australia New Zealand
 Orange ▼	North America South America Caribbean
 Green ▼	Africa Great Britain Hong Kong