


nutrichef



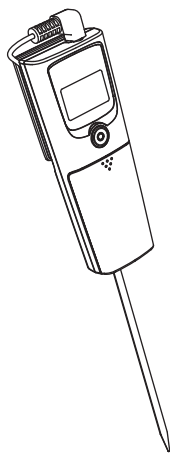
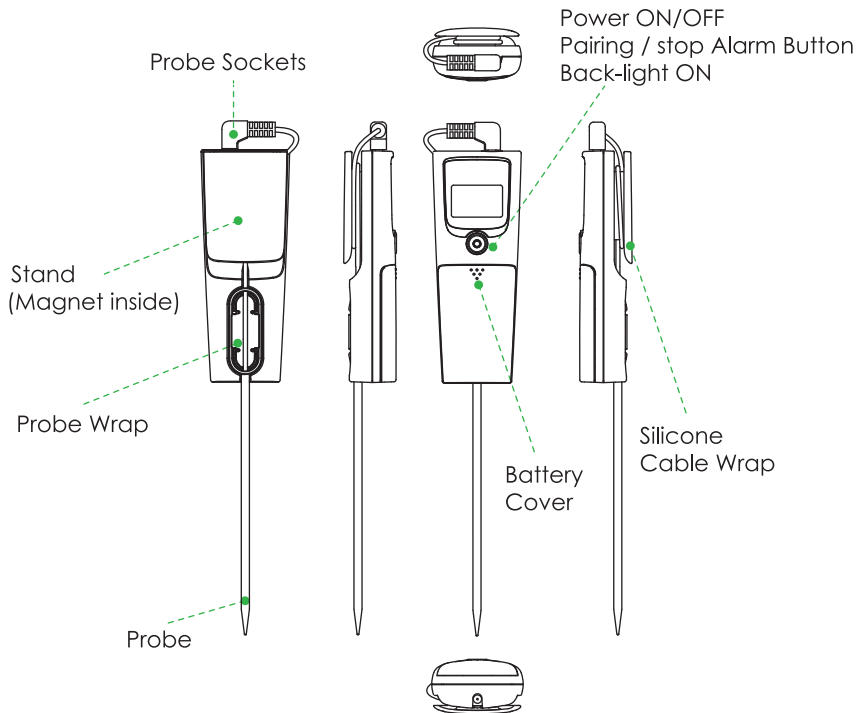
PWIRBBQ90

Wireless BT BBQ Thermometer
Digital Kitchen & Outdoor Grill Thermometer
with Smartphone App Monitoring

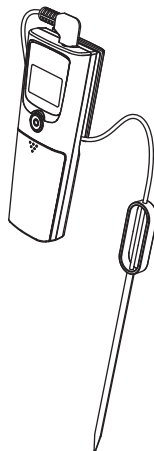
USER MANUAL



This thermometer is not a standard bluetooth device, please do not try to connect it in the bluetooth device list of the smart phone OS. If a PIN code is required, just cancel it and pair it in the app of the thermometer.



Scenes 1



Scenes 2

Download the APP

Search the keyword '**easyBBQ**' in Appstore or Google Play, or scan the following QR code with your phone.

Download and install it for free.

Make sure your phone meet the requirements:

- iPhone 4S, and later models;
- iPod touch 5th, iPad 3rd generations and later models, all iPad mini;
- Android devices running version 4.3 or later, with Wireless BT 4.0 module.



Do not place the plastic thermometer on the side of hot surfaces. It is not designed to withstand heat from a grill or smoker. Only the thermometer probes can come into contact with hot surfaces.

Power ON/OFF

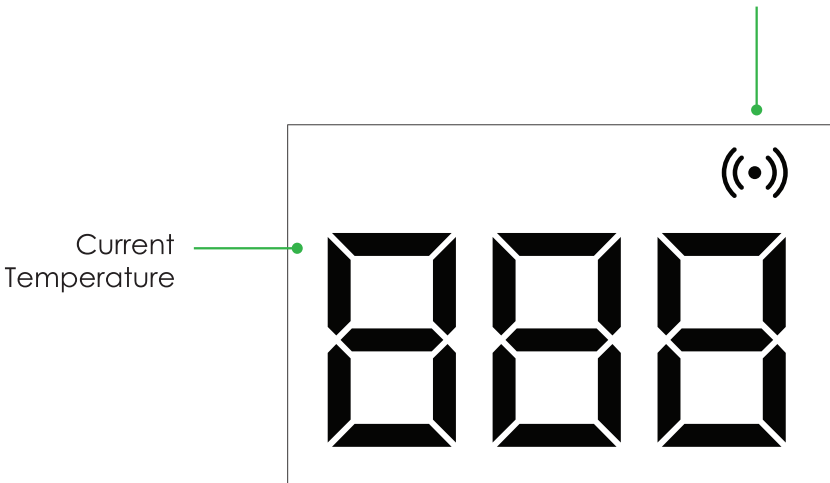
- Press and hold the button for more than 3 seconds when it is in **OFF** mode, it will be powered on. And the **LCD** display will show '**ON**'.
- If you do the same when it is in **ON** mode, it will be powered off.
- When there is no probe inserted in the device, it will power off automatically.

Pair with your phone

1. Switch on your device and keep the blue-tooth switch of your phone on.
2. Launch the app, and follow the instructions in the app to pair and activate the device: Press the Pairing 1 Stop Alarm Button (on the top of the device).
3. Connected successfully.

After pairing, your devices stay paired until you unpair them or change to other phones.

Wireless Connection



Put in the Battery

2 AAA size batteries are needed for this device.

Make sure they are put in the right direction by following the icons on the unit.

1. Slide the battery cover to open.
2. Put in batteries, noticing the icons which show directions.



3. Slide back the battery cover.

Install the probe

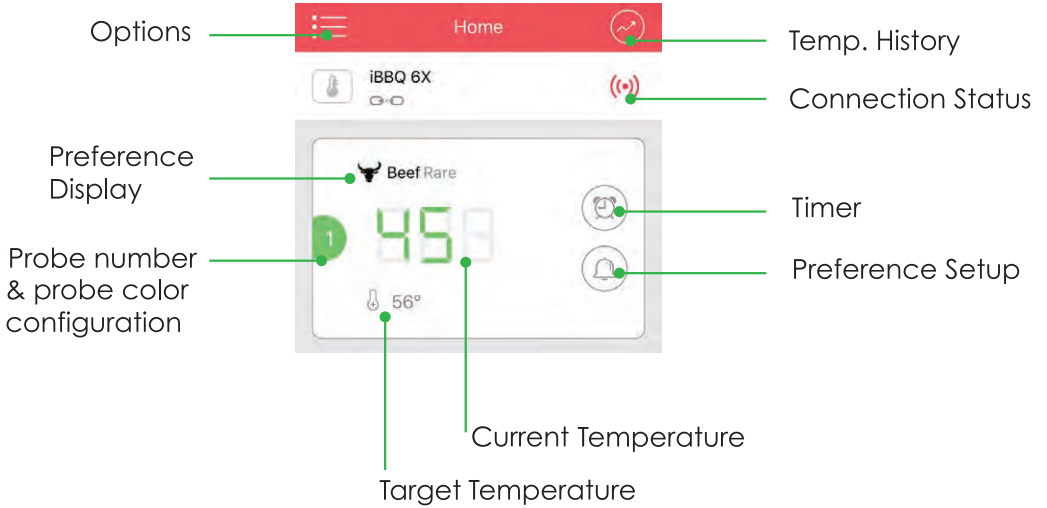
The device will keep scanning the socket when its power is switched on.

When you insert the probe into the food, make sure the front tip of the probe is in the center of the food to get accurate temperature.

Enjoy your barbecue time

Choose food type and preference for the food where each probe is inserted, the app and the device will display its current and target temperature.

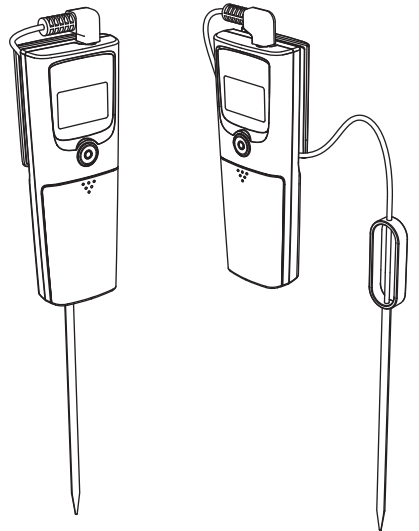
When the food is ready, the app and the device will alarm.



The user interface of the app may be changed when upgrade. Please follow the instructions in the app.

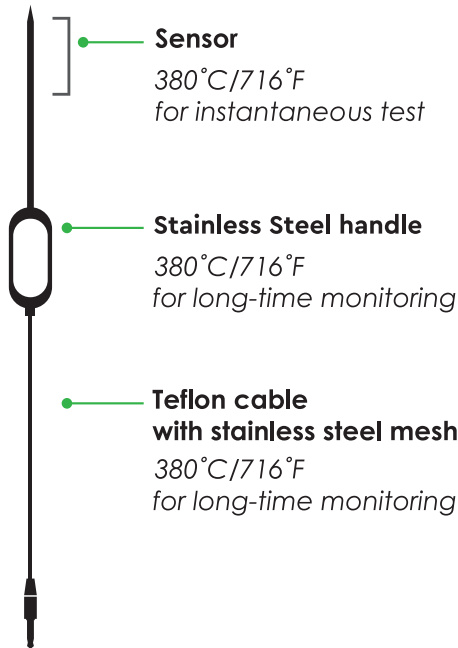
Two different way to use it

It can be used as a traditional instant-reading thermometer when the cable is wrapped into the unit. It will become a smart thermometer that enables you monitor food temperature.



WARNING

- The heat resistance varies in different components of the probe,
- **DO NOT** put the probes directly in fire flame.
- **DO NOT** put the wrap into oven, or it will melt!
- Probes are **NOT** dishwasher safe.



Attention:

Temp Probes above for reference only, subject to the actual probes.

Operation applies to the following two conditions:

1. This device may not cause interference;
2. This device must accept an interference, including interference that may cause undesired operation of this device.

App Store is a service mark of Apple Inc.

Google Play is a service mark of Google Inc.



Features:

- Smart Digital BBQ Thermometer
- Wireless Remote Food Temperature Display
- Get Connected with the App & Monitor Temps from the Couch
- Prepare Savory Meals with Accurate & Reliable Temp Readings
- Perfect for Backyard BBQ Grilling & Smoking Meats
- Simple & Hassle-Free Operation
- Portable, Battery Operated Wireless Thermometer Design
- Digital LCD Display Screen for Convenient Temp Readout
- Single Probe Temp Gauge Style
- Stainless Steel Probe Tip for Easy Clean-Up
- Selectable Temp Units: Fahrenheit / Celsius
- Used for Meat, Chicken, Beef, Steak, Fish & More
- *Avoid Placing Directly Over Open Flames
- The 'EasyBBQ' App:
 - Easy Setup, Simple Pairing
 - Works with All of Today's Latest Devices
 - Displays Real-Time Cooking Temp
 - Unique 'Target Temperature' Setting
 - View Your Temperature History Timeline
 - Alarm & Alert Notifications
 - Free to Download
 - Available for iPhone & Android

What's in the Box:

- Smart BBQ Thermometer
- (2) 'AAA' Batteries

Technical Specs:

- Temperature Measuring Range: 32-572 °Fahrenheit (0-300 °C)
- Wireless Range: Up to 150' ft.
- Wireless BT Support: Version 4.0 & Later
- Smartphone Support: iPhones 4s & Later, Android 4.3 & Later
- Construction Material: Stainless Steel, Engineered ABS
- Battery Operated: Requires (2) x 'AAA' Batteries, Included
- Assembled Dimensions (L x W x H): 9.05" x 1.57" x 0.98" -inches



Questions? Issues?

We are here to help!

Phone: (1) 718-535-1800

Email: support@pyleusa.com