

SereneLife

by **PYLE**



VISIT US ONLINE:
Have a question?
Need service or repair?
Want to leave a comment?
PyleUSA.com/ContactUs

PYLE

SereneLife

by **PYLE**



SLCTLA40

Automatic Cat Laser Toy

We all love our pets very much and pay much attention to their growth. We expect our pets to be healthy and happy. The **SLCTLA40** Automatic Cat Laser Toy helps them have lots of fun when catching the laser points. The Automatic Cat Laser Toy is the perfect partner for your pet, allowing him or her to have lots of safe fun catching the laser point as it moves about.

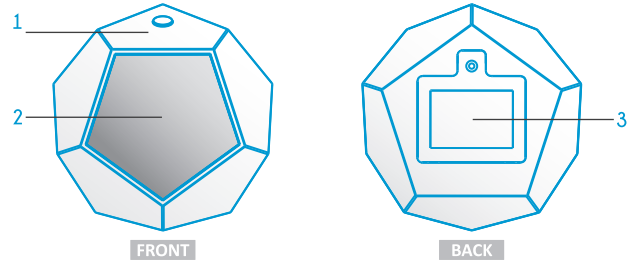
We sincerely recommend that this product would improve the affection between you and your lovely pet.

Care Section

- Do not collide with hard items.
- Do not drop the unit.
- Do not dismantle the unit.
- Do not leave unit in bright sunlight or any other direct source of heat.
- Do not get the unit wet.
- Clean unit with soft damp cloth.
- Do not use chemical solvents to clean unit.
- Pets must be accompanied by an adult to use this unit.
- Do not throw the toys in fire, for the batteries might be blasted.
- Do not aim the laser light directly or indirectly into eyes of pets or persons.
- It is a pet toy, not a child/kid toy. Please keep this unit away from your children without adult supervision.

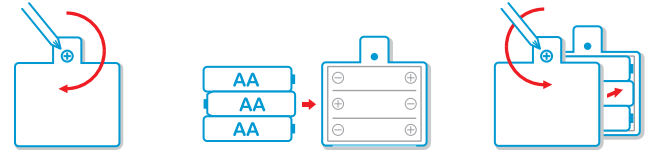


Product Illustration



1. Button (On/Off/Function switch)
2. Laser generator
3. Battery cover

Battery Installation



1. Use a screwdriver to open the battery cover.

2. Position 3 "AA" (UM-3/LR6) batteries.

3. Close and screw the battery cover back.

IMPORTANT! Incorrect usage of the batteries may result in damage to the unit.

Please note the following precautions:

- Do not mix alkaline, standard (carbon-zinc), or rechargeable batteries.
- Do not mix old with new batteries.
- Make sure that the positive (+) and negative (-) poles of each battery are positioned correctly in the unit.

- Do not mix different types of batteries. Only use 1.5 V "AA" I UM-3 or LR-6 batteries.
- Remove batteries from the unit if the unit is not going to be used for a long periods of time.
- Non-rechargeable batteries are not to be recharged.
- Rechargeable batteries are to be removed from the toy before being charged.
- Rechargeable batteries are only to be charged under adult supervision.
- Exhausted batteries are to be removed from the toy.
- The supply terminals are not to be short-circuited.

Operating Modes

Press the button to turn **ON** and switch the following modes sequentially:

1. Slow Speed Mode
2. Fast Speed Mode
3. Advanced Mode
4. Hand-held Mode

Mode 1, Mode 2, and Mode 3 are automatic modes. Please set the Automatic Cat Laser Toy on a safe and flat platform like a table or ground. Mode 4 is manual mode. You could take the product and play with your pets.

All modes are with automatic shutdown function.

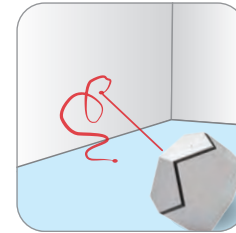
Automatic Cat Laser Toy will be turned off in 30 minutes.

Variety of Surfaces

Automatic Cat Laser Toy is suitable for varied environments. You can adjust the the laser light to shoot surfaces or the range for playing by rotating the product as illustrated:

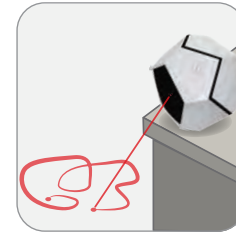
Scenario I

Put on the ground and play near the wall.



Scenario II

Put on a table and play on the ground.

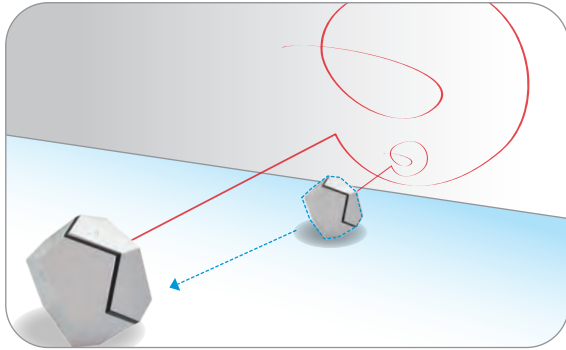


Scenario III

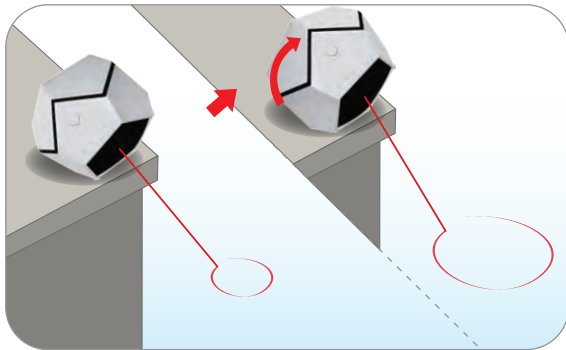
Switch to hand-held mode and free to play manually.



Move backward to get a larger play area.



Rotate CatDot to have a different play area.



SLCTLA40 Automatic Cat Laser Toy

Features

- Universal Placement: Works in Any room in the house
- Selectable modes for more fun
- Safe, durable & fun design
- Adjustable speed settings
- Automatic timer settings - shutdowns after 30 mins

Product Specification

- Dimension: 128mm(L) x 89mm(W) x 135mm(H)
- Weight: 235 g
- Typical Power Consumption: 65mA
- Battery Type: 3 AA
- Operating Temperature: 32°F- 140°F
- Operating Humidity: 10%- 85% RH
- Sold as: 1