

SereneLife

Questions? Issues?

We are here to help!

Phone: (1) 718-535-1800

Email: support@pyleusa.com

SereneLife



SLEYMSG40PK

Digital Eye Massager System

Smart Eye Massager with Heat
and Pressure Point Therapy

USER MANUAL

>> Product Introduction

Designed based on human engineering and physical massage manipulation, **SLEYMSG40PK** integrated smart eye massager is mainly used for massaging temples and other acupressure points in ocular region through cross circulation of pneumatic massage, vibrating massage and hot compress to relieve eye fatigue and relaxes user both physically and mentally.

Since the Product is designed with relaxing music, you will get relaxed upon massage. The **SLEYMSG40PK**, is featured by glasses shape and equipped with built-in rechargeable battery; it is integrated and collapsible, with fashionable appearance; it is comfortable to wear and easy to carry and can be used whenever and wherever possible.

>>Application

The **SLEYMSG40PK** is applicable to students, those working with eyes and computer for a long time, writers, accountants, those sitting before computer or watching television for a long time and those often staying up late or overusing eyes.

>>Features

Pneumatic massage: Massage temples, fish waist hole, assemble bamboo acupuncture point and other acupuncture points in ocular region through contraction and relaxation of strong air pressure.

- **Vibrating massage:** Simulate hammering, shiatsu and other traditional massage manipulations to massage various important parts of eyes.

- **Hot compress:** With rapid temperature rise and constant temperature design, it can accelerate blood circulation in ocular region.
- Massage temples and other acupuncture points in ocular region on a circulating basis through pneumatic, heating and vibrating functions.
- **Integrated and collapsible design:** Able to contact ocular region more closely; convenient to carry;
- **One-key operating:** Simple;
- LCD display and white backlight;
- Designed with removable and washable cloth, which can avoid dirt and sweat stain attachment and makes it more convenient to use.

>>Parts

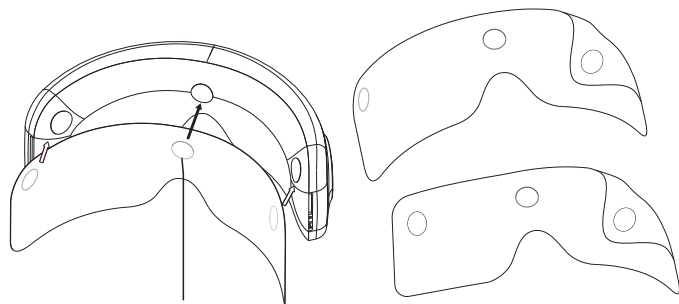
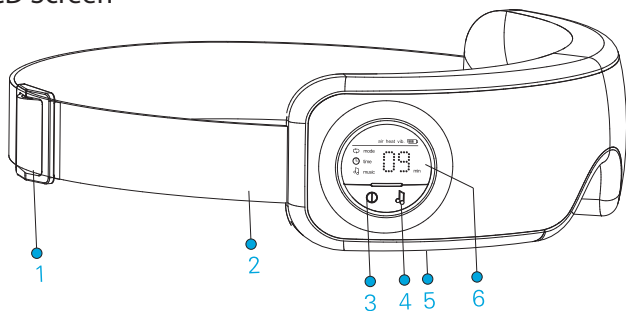
1. One integrated mainframe (including eyeshade)
2. One USB cable
3. One carrying case
4. One User Manual
5. One removable and Washable cloth

>>Product Picture



Mainframe Front Elevation

1. Tightness Adjusting Buckle
2. Elastic Band
3. ON-OFF/mode key
4. Music Key
5. USB Charging Interface
6. LCD Screen



Velcro Tape

Removable and Washable Cloth

>>Operating Method

Preparation prior to using

I. Built-in Rechargeable Battery

Short press "⊕" key to start the machine and check electric quantity display. Low battery incase of "blank space"and flicking of battery level indicator; at this time, connect computer and massager with USB cable to charge in built battery. The massager had better be used after fully charged.

II. Using upon wearing glasses

Attach removable and washable cloth onto inside of main frame eyeshade according to diagram and pay attention to positions of three Velcro tapes to fix the cloth; then align glasses and eyes and wear glasses; adjust elastic band to comfortable position.

>>Keys and Symbol Introduction

1. Keys

- ⊕ **key**: Startup/mode switching; long press for shutdown;
- 🎵 **key**: Music functional key

2. Symbols (on the screen)

- ⚙️ **symbol**: Functional operation;
- ⌚ **symbol**: Timing;
- 🎵 **symbol**: Starting music play;
- 🔋 **symbol**: Battery level/charge.
- "air" **symbol**: Indicates that the barometric function is running;

- **"heat" symbol:** Indicates that the heating function is running;
- **"vib" symbol:** Indicates that the vibration function is running.

>>Operating Function

1. Press "⓪" key to start work procedure, and LCD screen will be on and the default state Mode 1 will be entered;

Below are the settings:

- Enable pneumatic function
- Enable hot compress function
- Enable music function
- Remaining time display is 15 min.
- LCD screen displays "air" and "heat".

2. Press "⓪" key normally to switch over among five massage modes; enter another mode for each press.

Default setting is Mode 1.

The five modes are as follows:

- Mode 1: Pneumatic + heating
- Mode 2: Full function
- Mode 3: Pneumatic + vibrating
- Mode 4: Pneumatic
- Mode 5: Heating

Press "⓪" 2x to shut down the machine and to stop the massage.


3. Using "🎵" key

- Under music off state, press "🎵" key once to start music;
- Under music lay state, press "🎵" key once to switch to next song;
- Under music play state, continuously press "🎵" key twice to adjust volume; Default volume is high level. Volume switching is in accordance of sequence of high level, middle level, and low level.
- Under music play state, long pres "🎵" key to stop music play;

>>Supporting Music Download

Music download:

Respectively connect two ends of USB cable to main frame and computer. Copy MP3 music into the machine; the Product only supports MP3 music. (Attached diagram)



Note: Mainframe will stop working when entering USB connecting state.


>>Cleaning and Maintenance


1. For cleaning, wipe the product with slightly wet soft cloth or towel. Do not use volatile liquids such as Benzene, thinner or gasoline for cleaning.
2. Do not place the unit in areas of high temperature, high humidity or in direct sunlight. Store the unit where there is no moisture.
3. Do not expose it to direct sunlight or high-temperature or damp place.

>>Maintenance Using Washable Cloth

1. Wipe sweat and other stains off using a slightly wet washable cloth after using;
2. The cloth can be washed. Please pay attention to items below prior to cleaning:
 - a. The cloth can be washed only by hands; do not wash with machine; only use warm water. Do not scrub it violently while cleaning
 - b. Do not wring for drying
 - c. Do not use decolorizer
 - d. No dehydration or drying
 - e. Do not iron.

>>Using the Rechargeable Battery

1. When the built-in lithium battery is running low while using the eye massager, a buzzer ticks 3 times and the battery level icon displays "". The battery is running low and needs to be charged. At this time, you are required to use USB cable to charge

battery; upon charging, four-bar icon of battery level will flicker. After battery is fully charged, battery level icon will display "".

It takes 2 hours to fully charge the battery.

2. The fully charged battery can be used for 4-5 days (15 min for each day).
3. Normally, service life of a chargeable battery is 500 times of charge and discharge, around 3 years.
4. The service life will be shortened if the chargeable battery is not be used for a long time. It is suggested to charge the battery every month at least.

>>Precautions

1. Please read the manual carefully and operate accordingly
2. Please clean eyeshade of the Product prior to using.
3. Children and others without expression ability are forbidden to use the Product.
4. Those who have sensitive skin or insensitive to heat are forbidden to use the Product.
5. Pregnant women, patients suffering heart disease, dysarteriotony, malignant tumor, cranial vascular disease and other acute diseases and those being treated by doctor are forbidden to use the Product
6. Stop using the Product immediately if you feel uncomfortable or your skin is abnormal during using and consult doctor.
7. This product is not a substitute for healthcare professionals' advice and treatment. In case of doubt or if necessary, please consult your healthcare professional.

8. Take off contact lenses/eye glasses before use.
9. Do not use the Product in high-temperature, inflammable or damp place or place with electro magnetic radiation.
10. Do not dismount the Product without permission;
Ensure the Product free of crashing and water.
Do not wash or immerse in water.

>> Scientific Knowledge:

Prevent "Computer Vision Syndrome"

People will feel uncomfortable if using computer for a long time. Ophthalmologist and optometrist call it as "Computer Vision Syndrome (CVS)". Details on CVS are as follows:

1. Eye fatigue will be aggravated If not blinking for a long time upon watching fluorescent screen.

This circumstance is often when reading lots of files, for computer user does not blink or blink as less as possible to avoid missing content. Blinking is critical for eyes protection. It offers position change opportunity to tense crystalline lens and iris muscle, so as to lubricate eyes and prevent eyes from generating itching and burning sensations and other symptoms.

2. The abnormal reaction "McCullough effect" will be generated after seeing green words in black fluorescent screen while working before fluorescent screen. Though harmless to body, this symptom can last for several days. White colored space or image turns to pink.

3. Knowledge regarding operator wearing bifocal glasses.

For this kind of people, optimum location of all objects should be on or below chest, with 12-18 inch distance. If the height of fluorescent screen is not appropriate or the distance is too near, computer user will uncomfortably bend or have his or her head keeping a quite unnatural angle, which can cause dizziness, neck sore, shoulder sour or general malaise. According to expert, computer operating is a kind of work required for straining eyes, and it can reduce secretion of lubricant and enzyme in eyes. General speaking, there will be eye dryness and fatigue, ghosting, blurred vision, head and neck soar and other symptoms if times of blinking is less than 5 and interval is relatively long.

SLEYMSG40PK

Digital Eye Massager System

Smart Eye Massager with Heat & Pressure Point Therapy

Features:

- Sleek & Fashionable Goggle Visor Style
- Compact & Portable Folding Design, Perfect for Travel
- Soothing, Gentle Air Pressure Vibration with Heating Massage Therapy
- Relax with Calming Stress & Tension Relief
- Massage temple and other Acupoints Around the Eyes
- Relieves Dry Eyes, Dark Circles, Eyestrains & Discomfort
- (5) Selectable Preset Massage Modes
- Simple & Hassle-Free Operation
- Built-in Speakers with MP3 Player
- Transfer Your Songs via USB Cable
- Built-in Rechargeable Battery
- Power Saving: Automatic Power-Off Function
- Universal Size for All Ages: Adjustable Elastic Band

What's in the Box:

- Digital Eye Massager
- USB Charging/Connection Cable
- Washable Facial Comfort Cloth
- Carrying Case
- Manual

Technical Specs:

- Built-in Memory: 128MB
- Selectable Built-in Music: (6) Pre-Loaded Tracks
- Digital Audio File Compatibility: MP3
- Construction Material: Engineered ABS
- Rechargeable Battery: 3.7V Li-ion, 1450mAh
- Power Supply: 5V DC 1A (USB Power Supply)
- Power Output: 5W
- Total Unit Dimensions (L x W x H):
8.19" x 2.95" x 1.54" -inches