

serenelife™



SLEYMSG99

Electric Smart Eye Massager

Temple & Eye Mask Visor Massage System
with Heat Therapy

User Manual

Attention:

Please read and comprehend all the contents of this manual and operate the product according to the instructions.

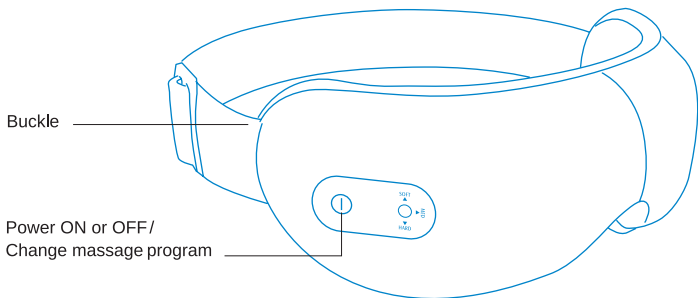
DO NOT use this product if have eye diseases like Glaucoma, Cataract, and Retinal detachment. If eye ever carried out surgery, it is prohibited to use this product.

- **DO NOT** clean the product with water, clean it with cotton soaked in alcohol.
- **DO NOT** disassemble the product.
- This product has a hot surface, people sensitive to heat should take extra care when using this.
- This product is not intended to be used by people who are physically weak, slow in response, or mentally disabled, unless it is used safely under the guidance or help of the person responsible for their safety. Unattended young children and disabled persons are prohibited from using this appliance, and children are prohibited from playing with this appliance.
- This product is intended for personal care use, it is not intended to replace medical care and medical devices.
- **DO NOT** disassemble the product. **DO NOT** impact or squeeze its interior lithium battery or expose it to fire. Do not use when severe swelling occurs.
- **DO NOT** use if the battery has been immersed in water.
- Lithium battery set inside the product. **DO NOT** place in high temperature environment.

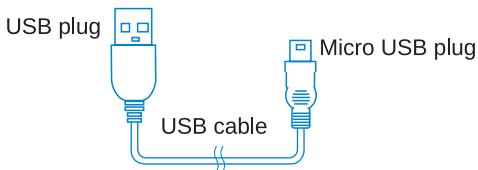
- Consult your doctor if you have sensitive skin, allergic dermatitis, or orthopedic bio materials on face.
- Remove contact lenses, hairpin and hair accessories before using.
- Start the eye massager after putting it on, in order to avoid damage to the air bag due to over pressure.
- **DO NOT** use in high temperatures or humid environments. Avoid direct exposure to the sun and gas corrosion.
- This product will block the view. **DO NOT** use when walking or driving.
- Only use the charger (5V/1A) to recharge the eye massager.
- You must have your eyes closed while massaging.
- After massaging, the eyes are relatively blurred, and slowly become clear after closing the eyes for 1 minute.
- **DO NOT** use sharp objects to scratch this product.

Product Structure

Wireless BT Main Engine



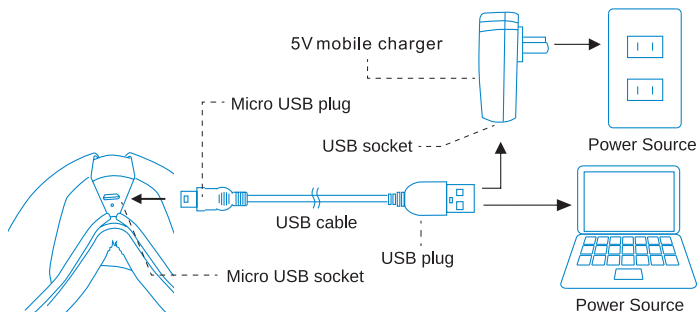
Accessories



Preparation before use --- Charging

- Before using, use 5V mobile charger for charging eye massager.
- Insert USB plug into the socket of the mobile charger.
- Micro USB plug into the socket of the device, make sure the micro USB is inserted in the right direction.
- While charging, the **POWER LED** indicator will slowly flicker. The **POWER LED** indicator will change to (keeps) light on after charging is done.
- The device will not work while charging is in progress.
- The charge duration will be 2-3 hours.

Disconnect the power adapter after charging is complete.

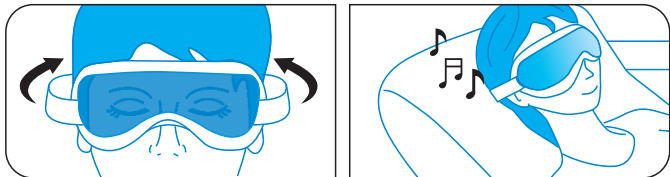


Using Instructions

Wearing the Device

Align the cloth cover to your eyes, put on the device, adjust the elastic band, adjust the device to the most comfortable position.

Hold the power button for 3-5 seconds to turn on the eye massager.



⚠ Attention:

Remove any glasses, contact lenses, hairpins and hair accessories before use to avoid discomfort. Do not operate the device with wet hands. Do not drop or step on the product.

Key Control

- Press and hold for 3 seconds to start up/swith-off.
- Short Touch **POWER** button to change massager program (suit for touch function device)

Wireless BT Music

BT pairing name: **Eye Massager**

- Wireless BT is **ON** by default.
- Massager will play built in music after start up.

- It will switch to Wireless BT device to play the BT music after mobile phone connection to the BT.
- It will automatically restore the built in music play after Wireless BT disconnection.

Note: Over time, repeated exposure to loud noise and music can cause hearing loss.

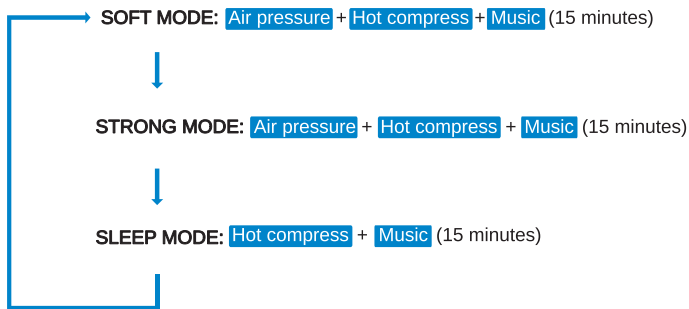
Massager Programs

Default Setting:

Soft Mode: Air pressure + Hot compress + Music (15 minutes)

Press **POWER** button to cyclely changing massager mode:

Everytime short press/touch **POWER** button, Audio voice will confirm mode change. (music will stop during this operation, it will auto restore music after 2 senconds)



Built-in music default is **OFF**.

Quick double-tap the **Power** button to turn **ON** built-in music.

Products Features



Hot Compress



Automatic Timing



Smart Touching Control



Air Pressure



Intelligent Voice Reminder
(for customized function
current version not brings it)



BT



180° foldable

Transport and Storage

Temperature requirement: -40 ~ 50°C (-40°F ~ 122°F)

Relative humidity: ≥80%, No corrosive gas, good ventilation.

This product is equipped with simple anti-vibration facilities, suitable for air, railway, highway and ship transportation.

Rain, snow, upside-down and collision should be avoided.

When the storage period is more than three months, you should open the box for inspection, and do the power-on processing for half an hour.

FAQ and Troubleshooting

Problem	Possible causes	Actions
There is a sound mechanical or air sound coming from device	Normal sound of air pump inflating, motor working, or air pressure	No need to do anything
Device turns off automatically. Device does not turn on. Buttons are not responsive. Air pressure is weak.	Battery is low	Charge the device

- If there are other problems, please cut off the power supply for the abnormality after being treated as above and then contact with the distributor or our company.
- Do not disassemble the product for maintenance by yourself. Our company shall not be liable for product damages or personal injuries therefore.

Cleaning and Maintenance

Attention:


Turn off the power when cleaning, do not use corrosive detergents such as benzene or diluents to clean the product. If long time no use the device, please use your own anti-dust cloth to protect the device.

Guarantee

This product comes with one-year warranty from the date of purchase.

Warranty will be voided due to any of the following:

- Damaged due to the improper usage or storage.
- Damaged by attempting to repair or disassemble the device.
- Period of warranty exceeded.



Products Features

- Compact & Portable Facial Massage Therapy System
- Selectable Preset Eye Massage Modes
- Assists in the Relief of Eye Strain, Dry Eyes, Puffiness, Sinus Pressure, Headaches, Stress Relief and Helps to Sleep
- 3 Massage Modes: Soft, Strong, and Sleep Mode
- Acupressure: Simulated Pressure Pulsing
- Heating Mode: Hot Compress for Improved Blood Circulation, Helps Alleviate Dark Circles
- Pneumatic Mode: Double Airbag, Simulates Pressure of Soft Hand Massages
- Music: Wireless Eye Massager with Soothing Sounds
- With Wireless BT Speaker to Play your Own Soothing Sounds
- Sleek, Next-Gen Fashionable Goggle Visor Style
- Simple One-Button Activation
- Built-in Rechargeable Battery
- Ultra-Quiet Operation
- With USB Cable
- Digital LCD Display with Massage Timer Countdown
- Comfortable Visor & Adjustable Headband Wrap Design
- Universal Size for All Ages: Adjustable Elastic Band
- Perfect for Use After TV & Computer Screen Viewing, Before Bedtime

Wireless BT Connectivity:

- Built-in BT for Wireless Streaming
- Works with Smartphone Only
- Wireless BT Network Name: 'Eye Massager'
- Wireless BT Wireless Range: 98'+ Ft.
- Wireless BT Version: 5.0

What's in the Box:

- Digital Eye Massager
- USB Charging Cable

Technical Specs:

- Construction Material: Engineered ABS, Soft Fabric
- Recommended Massage Session Duration: 10, 15, 20 Minutes
- Eye Massage Pressure Strength: 65 kPa
- Rechargeable Battery: 3.7V Lithium, 1200 mAh
- Power Supply: 5V DC, 1A (USB Powered)
- USB Charging Cable Length: 3.28 ft.
- Product Dimensions (L x W x H): 1.57" x 8.27" x 3.94" -inches

serenelife™



Questions? Issues?

We are here to help!

Phone: (1) 718-535-1800

Email: support@pyleusa.com