

Medicine Lock Box for Safe Medication Storage

Safety & Security Essential Storage Box for Medication and Household First Aid Kit

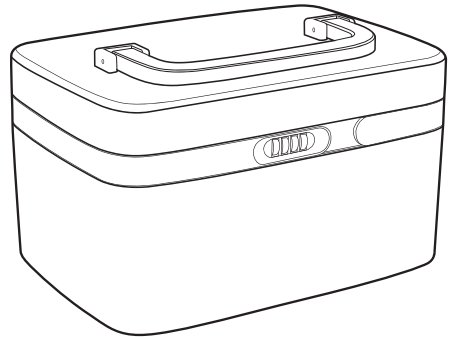
serenelife™

USER GUIDE

This product looks simple and elegant, easy to carry, can be used to keep all kinds of small items, and with coded lock, there is a certain extent of privacy and security. It is very suitable for carrying belongings during traveling or on business trips.

Features:

- Secured with a 4 Digit Code
- Medicine Cabinet w/ Separate Compartments
- Convenient Storage Box Solution
- Integrated Combination Lock for Security
- User-Defined Number Passcode Setting
- Safe, Rugged, Reliable Construction
- Heavy-Duty Impact Resistance
- Anti-Scratch & Stain-Resistant Housing
- Easy Access Lift-Top Hinges
- Clean & Streamline Modern Style
- Side Panel Carry Handle Grips
- Childproof Prescription Bottle Organizer
- Perfect for Storing of Medication and Household First Aid Kit



Technical Specs:

- Internal Storage Capacity: Holds Up to 24 Prescription Bottles
- Maximum Support Weight: 66+ lbs.
- Construction Material: Reinforced Engineered ABS
- PassCode Type: Manual 4-Digit, Numerical
- Product Dimensions: 7.3" x 10.5" x 17.3" -inches

Precautions and Maintenance

1. Avoid damaging the product by falling from a height.
2. The initial password is four "0", please well keep the password after setting it.
3. For safety considerations, try not to store too valuable items.
4. Keep the product indoor.

Function

1. Comprehensive area
2. Bottle area
3. Code lock

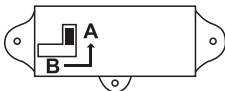


Steps to set the code of the cipher lock

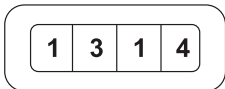
1. The initial code is **0000**.



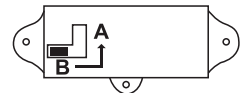
2. Switch the lever from Point B to Point A, after confirm about the initial code.



3. Set your own code



4. Switch the lever from Point A to Point B, after the code is set.



5. Please memorize the code that you set and follow step 2, step 3 and step 4 to set a new code.

Note: For the safety purpose, this box does not reserve any position for outer unlock device in its structural design and is not easy to dismantle after assembly. Please pay full attention to each steps of code setting, make sure the 4 digits lock codes set is exactly in parallel line, then put the code set lever back to "B" position, do not forget your set codes to avoid any inconvenience.

Questions? Issues?

We are here to help!

Phone: (1) 718-535-1800

Email: support@pyleusa.com