

# SLGT362IN1

## Hydroponic Grow Tent Garden

Reflective 600D Mylar with Observation Window and Floor Tray for Indoor Plant Growing

serenelife™

**USER GUIDE**

### Features:

- Reinforced by Heavy Metal Rods, with Durable Zipper
- Double Stitching Protection to Ensure Long-Lasting Use
- Easily Observe the Plants without Stepping into Tent
- Lightweight and Velcro Design
- Removable Water-Resistant Floor Tray
- Easy to Clean or Wash
- Heavy Duty All Steel Poles
- Double Duct Port Enclosures
- Blocks all Light from Escaping
- Adjustable Vent Doors
- High-Reflectivity, Carbon Filter Belts
- Inner Tool Organizer
- Light-Proof SBS Zippers
- Effectively Improve Light Efficiency

### What's in the Box:

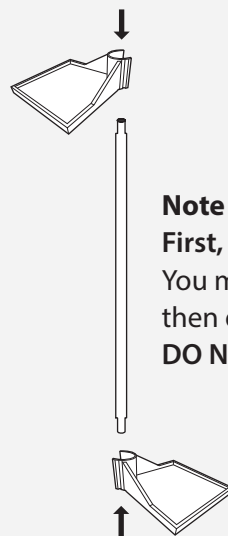
- Tent Body
- (8) Triangle Connector
- **Metal Poles:**
- (8) Four Connector
- (18) A Pole
- (4) Filter Straps
- (4) B Pole
- (1) Floor Tray
- (2) C Pole
- (1) Pole Shelf
- (6) D Pole
- (2) E Pole Hanging Bar Lower
- (1) F Pole Hanging Bar Deep
- (1) G Pole
- (1) H Strengthen Pole

### Technical Specs:

- Construction Materials: 600D Canvas with Metal Poles and Corner Adapters
- Maximum Temperature: 80°C
- Hanging Bar Weight Capacity: 44 lbs.
- Metal Push-Lock Corners: Handle Up to 90 lbs.
- Filter Straps Size: 55" -inches
- 1-Floor Tray Size (L x W x H): 36" x 36" x 3.95" -inches
- 2-Floor Tray Size (L x W x H): 12" x 12" x 3.95" -inches
- Hanging Bar Size: 24" -inches
- Pole Shelf Size (L x W x H): 4.72" x 4.72" x 2.76" -inches
- Strengthen Pole Size: 24" -inches
- Tent Body Size (L x W x H): 36" x 24" x 53" -inches



smartbox



#### Note on **STEP 1**

First, firmly install Pole shelf on the height pole. You may attach the pole shelf from **TOP** or **BOTTOM** then drag to your desired position. **DO NOT** attach the Pole shelf in the middle.









#### Questions? Issues?

We are here to help!

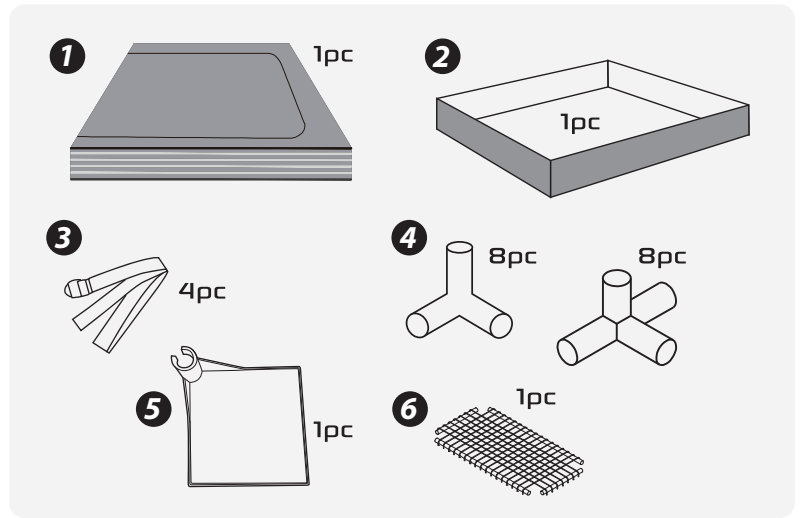
Phone: (1) 718-535-1800

Email: support@pyleusa.com

## Components:

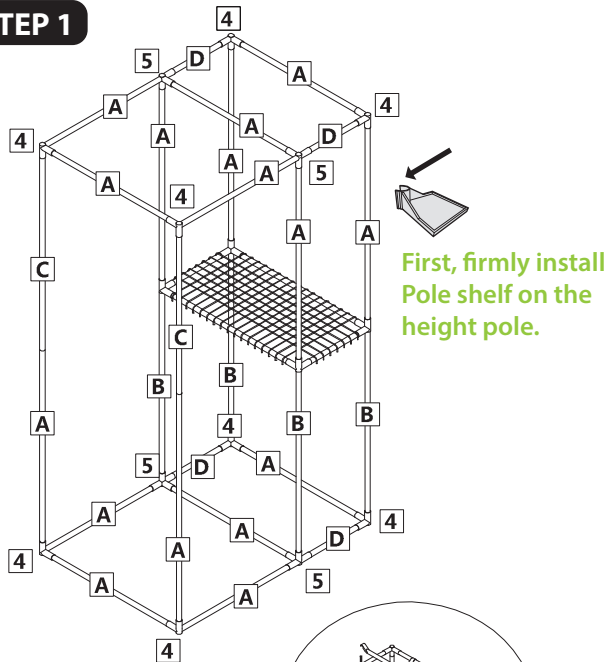
- A  18pc.
- B  4pc.
- C  2pc.
- D  6pc.
- E  2pc.
- F  1pc.
- G  1pc.
- H  1pc.

- 1. Tent
- 2. Floor Tray
- 3. Filter Straps
- 4. Corner Adapter
- 5. Grow tent pole shelf
- (A-H) Framework Support

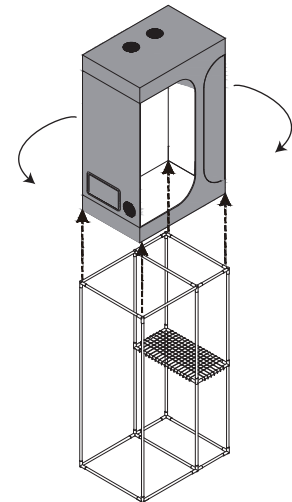
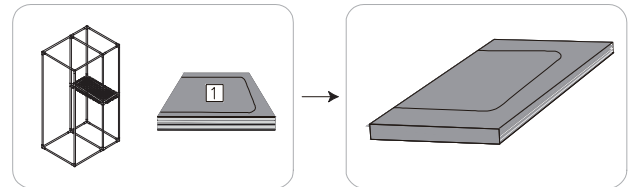


## Assembly Instructions

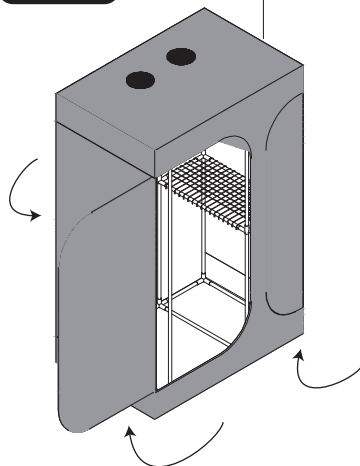
### STEP 1



### STEP 2



### STEP 3



### STEP 4

