

SereneLife
by **PYLE**



VISIT US ONLINE:
Have a question?
Need service or repair?
Want to leave a comment?
PyleUSA.com/ContactUs

PYLE

PLUG-IN
POWER

SereneLife
by **PYLE**



SLSPGN30

Portable Power Generator

Rechargeable Battery Pack Power Supply
Solar Panel Compatible (60,000mAh Capacity)

ATTENTION:

AC Output: 110V/60Hz, 200W, Pure SineWave Output

ABOUT THE UNIT

In case of power failure or you need to charge on a travel, you can temporarily charge your electrical or digital products with this unit. It can also be used as emergency light. Before using this unit, please read the user manual carefully and properly keep for reference.

ATTENTION!

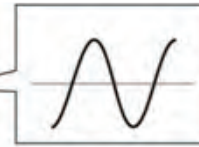
This manual helps you use the product correctly; it does not represent any description on the hardware and software configuration of the product. About the product configuration, please refer to the contract related to this product (if there is), or consult to the seller that sells the product. Pictures in this manual is for reference only, if there are individual pictures do not match the actual, please prevail in actual products.

The unit provides Pure Sine Wave output

The unit has a built-in inverter, AC output waveform of "Wave". It is a waveform that has characteristics same to the sine wave shape of utility power. It can provide the cleanest, most stable AC voltage to your AC electric appliance. While traditional inverter output, Modified Sine Wave output, which can cause unstabilities to electrical devices, such as an electrical fan, It will even make the electric appliance arouse some noise. Appliances like refrigerators, microwaves, and compressors that uses AC motors and some delicate medical equipment will be better off with a puresine wave inverter. This product is only used for emergency, it cannot replace the normal alternating current, for long-term use.



Oscilloscope
display of sine



Sine wave
graphic



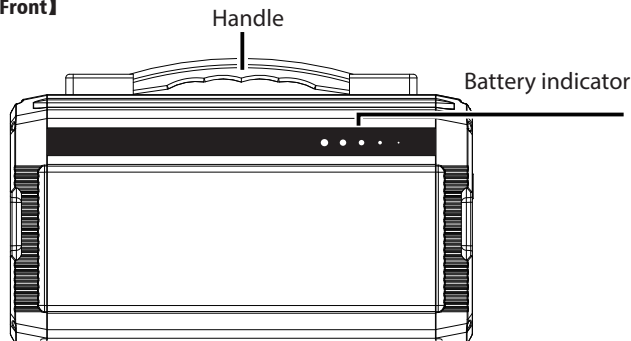
Stepped waveform
displayed on the
oscilloscope

PRODUCT PARAMETERS

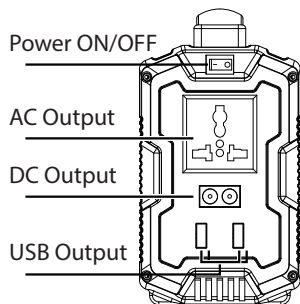
| | |
|-----------------------------|---------------------------------------|
| Capacity | 60000mAh,3.7V /222Wh |
| Dimensions(LWH) | 9.84" x 3.38" x 6.29" -inches |
| Weight | 5.51 lbs. |
| Input Recharging | DC 13 to 22V/4A Max |
| Fully Charged Time | DC 15V/4.5A:7~8 hours |
| USB Output | 5V-3.1A (Max) |
| AC Output | 110V/60Hz, 200W, Pure SineWave Output |
| DC Output | 9~12.6V/5A, 60W(Max) |
| Power Indicator | LED Indicators |
| Operation temperature range | 14°F to 104°F |
| Lifecycle | >500times |

PRODUCT DESCRIPTION

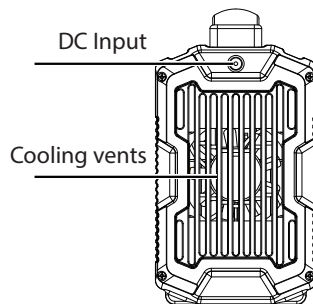
【Front】



【Right】



【Left】



PRODUCT INSTRUCTION

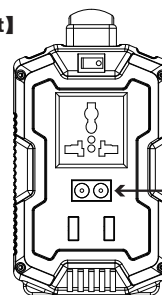
1. How to provide power for DC12V or AC appliances with this product?

a. Connect the power cable plug of the electrical appliance to the DC12V or AC outlet of the product.

WARNING! The interface specifications and voltage standard of different countries are different; please carefully check whether the product specifications are consistent with the appliance specifications before use, otherwise it can lead to dangerous situations.

b. For AC output, Please switch on the power button, the AC output will be on, the electrical appliance starts to work.

【Right】



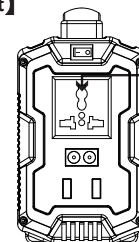
FOR DC 12V Output:

DC12V for Fan or LED lights (power<60W)

Protection Mode:

Short-circuit/Overpower Protection: If the DC output is short-circuited or overpowered (Load(s) power>60W), the unit will shutdown to protect itself. Please clear the problem and recharge the unit to recover from protection mode.

【Right】



FOR AC 110V Output:

Limited Device Wattage <200W, Lamp, Electric Fan, TV, etc. AC will shutdown when it's shortcircuited or power overloaded. Remove the device and charge the unit to recover from shortcircuit or overpower protection.

PROTECTION MODE:

Shortcircuit/Overpower Protection:

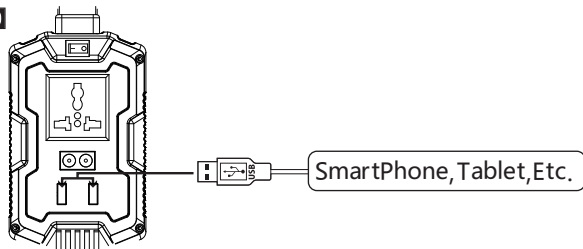
If the AC output had a shortcircuit or overpowered (Load(s) power> 200W), the unit will shutdown AC output to protect itself. Please clear the problem and re-press the AC button for AC output.

- Some devices, such as refrigerator, ice maker or a laser printer may require a peak power to start or work during a very time period, the peak power could exceed 200W or even higher, this could cause overpower protection with this unit. Please remove the devices and consult with the device manufacturers for more information. Please clear the problem and re-press the AC button for AC output.

2. How to provide power for USB digital appliances with this product?

Connect the standard USB cable of digital appliance with the USB interface of this product, Switch on the power button, then it can provide power for the digital appliance.

【Right】



3. How to recharge the product?

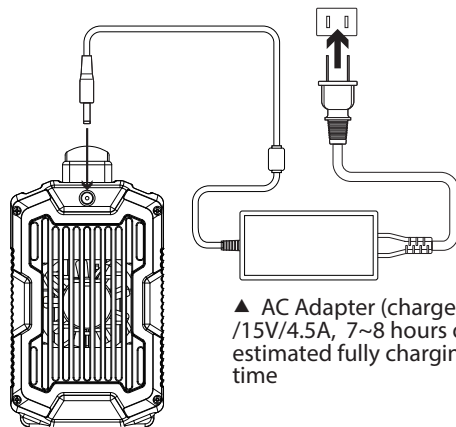
a. Charge through AC Adapter

Connect the AC plug of standard charging adapter for this product to the household AC socket, connect the DC plug of standard charging adapter with the DC input interface of this product, then this product can be charged. At this time, the battery indicators will light up and start rolling.

When the product is full of power, the battery indicators will fully light, please remove the charger in time.

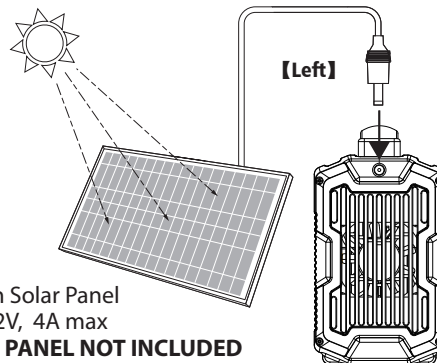
▼ AC outlet

【Left】



b. Optional Charging Method: Charge through Solar panel

【Left】

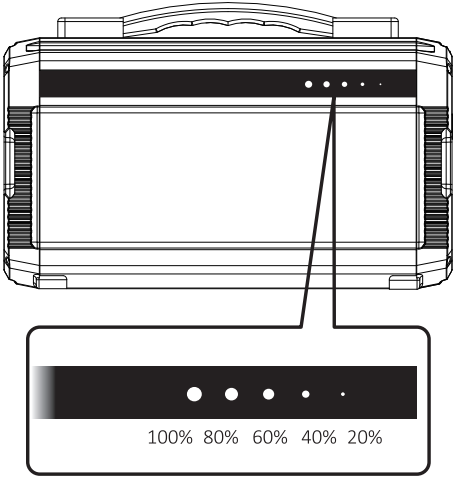


Charge with Solar Panel
Input:13~22V, 4A max

CHARGING PANEL NOT INCLUDED

LED LIGHT INDICATOR INSTRUCTION

【Front】



| LED Condition | Status instruction |
|--|-------------------------------------|
| Part of LED grow light | Current remaining battery indicator |
| Marquee scroll (from right to left) | Charging |
| All LED grow light | Full of charge |

- When the powerpack is switched on, the rear cooling fan will run for a second, ACoutlet will be turned on, and LED displays the current product remaining.
- When charging, 5 LEDs will be on for a second, then starting rolling.
- AC will stop when all 5 leds run off.

SECURITY AND MAINTENCE

- a. Do not short-circuit the unit. To avoid short-circuiting, keep the unit away from all metal objects (e.g. coins, hair-pins, keys, etc.).
- b. Do not heat the unit, or dispose of it in fire, water or other liquids. Keep away from high temperatures. Do not expose the unit to direct sunlight.
- c. Keep away from high humidity, dusty places.
- d. Do not disassemble or reassemble this unit.
- e. Do not drop, place heavy objects on, or allow strong impact to this unit.
- f. This appliance is not intended for use by persons (including children) with reduced physical, sensory or mental capabilities, or lack of experience and knowledge, unless they have been given supervision or instruction concerning use of the appliance by a person responsible for their safety.
- g. Children should be supervised to ensure that they do not play with the appliance.
- h. Do not cover the device with towels, clothing and other item.
- i. The unit may become hot when charging. This is normal. Use caution when handling.
- j. Do not charge the unit over the required time.
- k. Disconnect the unit when fully charged.
- l. Use the unit properly to avoid electronic shock.
- m. Please deal with scrap products in accordance with the regulations, do not treatment the built-in battery as a household garbage, so as not to cause the explosion and pollution.
- n. The product is only used for emergency power station, it can not replace the standard DC or AC power of household appliances or digital products.

PRODUCT APPLICATION SKILLS

- a. This product is built in high quality original lithium ion battery, it has no memory effect but high-capacity, and it is durable. However, we still recommend you to apply in the range of 50 °F~86 °F, so as to obtain the optimal charging capacity;

- b. When charging, in order to avoid interference, please stay away from TV, radio and other equipment
- c. If the device has not been used for a long time, please disconnect the cable and store it
- d. Some portable devices may need to be set in charge mode to charge, see the corresponding equipment use manual for more information
- e. In order to extend the life of product (lithium battery), it is best to charge within 3 months, and charge at least once within 6 months.

RECYCLE

Always return your used electronic products, batteries, and packaging materials to dedicated collection points. This way you help prevent uncontrolled waste disposal and promote the recycling of materials.

BATTERY INFORMATION

Your device has an internal, non-removable, rechargeable battery. Do not attempt to remove the battery, as you may damage the device. The battery can be charged and discharged over 500 times, but it will eventually wear out.

STATEMENT

All rights reserved. Reproduction in whole or in part without written permission is prohibited. All other trademarks are trademarks of their respective owners. Features and specifications are subject to change without notice.

SLSPGN30: Portable Power Generator

FEATURES:

- Compact & Portable Battery Power
- Generator Power Supply for All of Today's Latest Devices
- Works with Smartphones, Tablets, Laptops, Small Appliances
- Standard 3-Prong Wall Plug Outlet
- Dual USB Device Charge Ports
- Provides Power or Device Charging
- Simple Electric Plug-in Operation
- Ability to Power Multiple Devices, Simultaneously
- Battery Level Indicator
- Convenient Travel Design
- Compatible with Solar Panel Power Generators, Not Included
- Perfect for Outdoor Travel, Beach Visits, Camping, Hiking, Fishing

WHAT'S IN THE BOX:

- Portable Power Generator
- Home Wall Power Adapter
- Car / Cigarette Lighter Power Cable

TECHNICAL SPECIFICATIONS:

- Rechargeable Battery Type: 3.7V Lithium-Polymer, 60,000mAh
- Battery Power: 222 Wh
- Input Recharging: DC 13 to 22V/4A Max
- Charging Time: About ~8 hours
- AC Max Load: 250 Watts
- DC Power: 9~12.6V/5A Max/60 Watts max
- Lifecycle: 500+ Full Charges
- USB Output: (2) 5V/3.1A (Max)
- Wall Outlet Connector Types: 3-Prong Plugs (Type B)
- Operation Temperature: 14°F to 104°F (-10°C to 40°C)
- Construction Materials: Aluminum Alloy + Engineered ABS
- AC Output: 110V/60Hz, 200W, Pure SineWave Output
- Power input: 15V/4.5A DC Power Adapter
- Dimension (L x W x H): 9.84" x 3.38" x 6.29" -inches
- Sold as: 1