

# SLTENTAIR

## Air Tent Integrated Airbed

Outdoor Inflatable Camping Air Mattress with Hand Manual Pump and Storage Bag, Perfect Tent for Camping/Outdoor Activities

serenelife™

### USER MANUAL

**Please take a few minutes before starting operation of the product and read the following operating instructions.**

**IMPORTANT, RETAIN FOR FUTURE REFERENCE:  
READ CAREFULLY**

#### INTENDED USE

- This product is suitable for camping in designated areas and in private gardens. The product may not be used for wild camping.
- This product is only intended for temporary outdoor use. It may not be used as rain or wind protection.
- Obey the instructions within this manual for safe use. This product is for private household use only. Other applications are not valid.



#### SAFETY INSTRUCTIONS

1. Before using your tent, read the user manual attentively.
2. Do not set up any cooking or heating devices or hang any lamps in the vicinity of the walls.
3. Leave the entrance clear.
4. Inform yourself about fire safety equipment and precautions on the site where your tent is set up. Precautionary fire safety measures are to be found on the sewing label in your tent.
5. Regular inspection of the tent for damage and wear increases the level of safety. Lacerated parts must be repaired and defective parts must be replaced.
6. Please make sure that you have enough room around your tent in order to be able to tension the storm guy ropes properly.
7. Tighten all storm guy ropes and peg them in the ground, so that your tent will be pitched securely.
8. Do not put any objects on your tent.
9. **Snow loads:** Do not expose your tent to snow loads. It cannot withstand them. This tent is not suitable for use in temperatures below 32°F (0°C) or when there is a snowfall. Disassemble the tent in case of snowfall.
10. **Soft and sandy ground:** Verify that your pegs have enough resistance. Properly secure the storm guy systems with the pegs. If the pegs can be pulled out of ground easily look for other suitable ground.
11. **Storms:** Even if it is tied down well, your tent can become loose, if there is a storm or strong wind with a speed of grade 4 or higher according to the Beaufort-Scale. Therefore, do not use the tent in such wind conditions.
12. **Exceptional environmental conditions:** Please note that your tent was not created for exceptional environmental conditions. If there is hail, excessive rain (flooding), etc., please disassemble your tent immediately.
13. Set up your tent in a suitable direction, so that the entrance is located opposite to the prevailing wind direction.
14. Keep calm in the event of fire and leave the tent on the shortest way. Discontinue using the tent, as long as the fire department explicitly state otherwise.
15. The product has ventilation openings to ensure adequate air circulation. Do not close the openings.

#### TRIAL PITCHING

**By performing a trial pitch you'll become familiar with the structure of your tent.**

- Set your tent up once as a trial run on a flat and large enough piece of plain grass land near your home.
- Closely follow the assembly instructions.
- Make sure that there are no stones under the floor of the tent.

CARE AND CLEANING

- Seal the seams occasionally with a seam sealer.
- Tears absolutely must be repaired with self-adhesive tent patching material which is available from your specialist dealer.
- Clean the tent only with clean water or a commercially available tent cleaner and a sponge.
- Your tent must never be washed in a washing machine or cleaned with chemicals.
- Maintain the zippers from time to time by using silicon, glycerine or paraffin, so that they always can be opened and closed smoothly.
- After an extended period of use, spray the tent with an impregnating agent to keep it watertight.
- Remove stubborn dust with a sponge and commercially available tent cleaning detergent.
- Use commercially available self-adhesive tent fabric to repair tears. Smaller leaks can be treated the same way.
- Do not use the tent with broken frame parts. Contact your dealer to have them repaired as necessary.

STORAGE

- Before storage ensure that the product is completely dry to avoid mildew and mould stains.
- If possible, store the product in its original packaging or cover it with appropriate materials to avoid dirt.
- If possible, pack metal parts separated from textiles.
- Store the product out of reach for children on a dry and well ventilated place, to avoid mildew and mould stains.
- Keep this manual together with the product.

DISPOSAL

- Dispose of by recycling.

WARRANTY

A statutory warranty applies for this product.

Damages caused by wrong treatment or operation, by false placement or storage, improper connection or installation, as well as force or other external influences are not covered by this warranty. We recommend careful reading of the operating instructions as it contains important information.

Note:

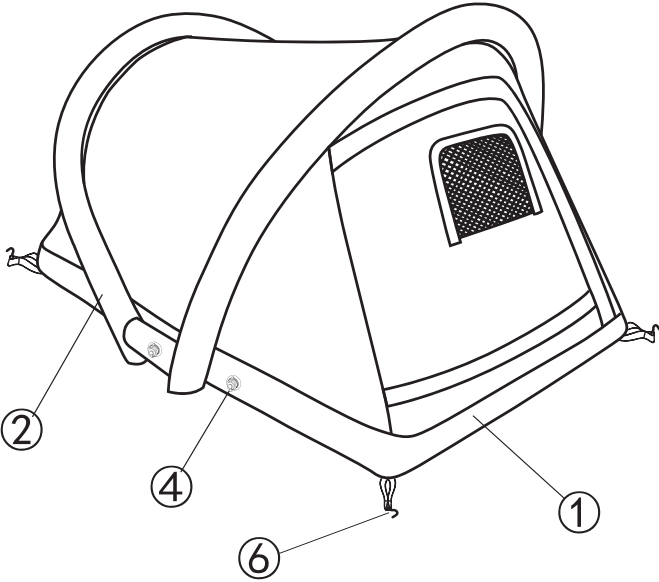
1. In case this product does not function correctly, please firstly check if there are other reasons, e.g. for electrical appliances interruption of the power supply, or generally incorrect handling are the cause.
2. Please note that, where possible, the following documents or rather information should be provided together with your faulty product:
  - Purchase receipt
  - Model description/Type/Brand
  - Describe the fault and problem as detailed as possible

In the case of a claim for guarantee or defects, please contact the seller.

PART LIST

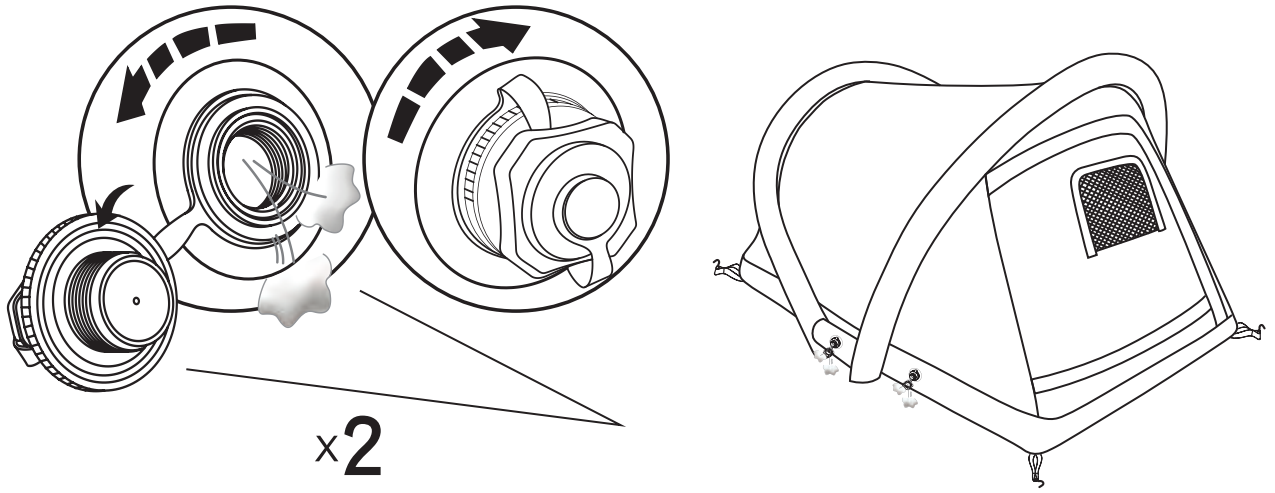
ELEMENTS/ ONDERDELEN	
1	
2	
3	
4	

5	
6	 x5

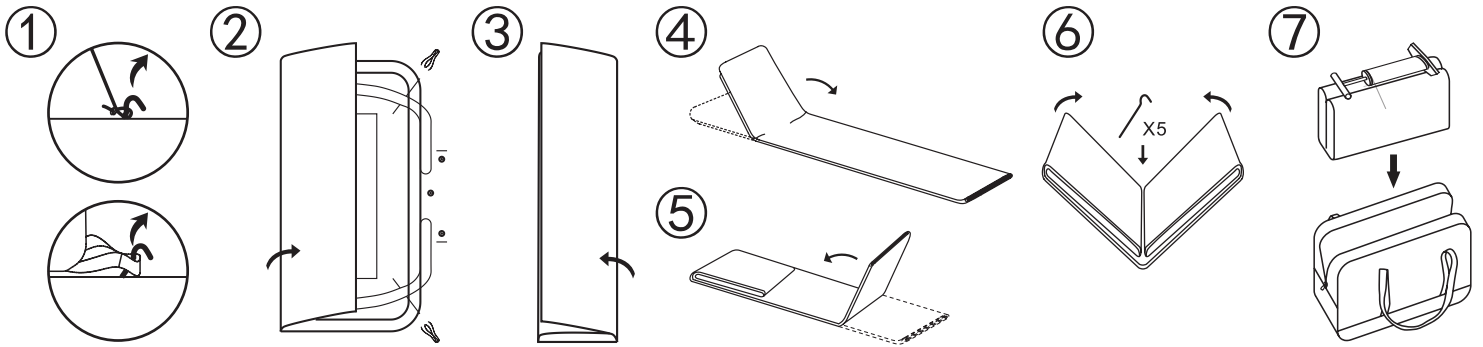




## DEFLATE



## STORAGE



## Features:

- Ideal for camping, outdoor ventures, or entertaining overnight guests at home
- Sturdy coil beam construction
- Heavy-duty repair patch included
- Designed for indoor or outdoor use
- Family Tent for Camping
- Instant Set-Up Under 3 Minutes
- Windproof and Waterproof Air Tent Airbed
- Superior Stability
- Suitable For All Occasions
- Quick and easy to inflate, as well as easy to clean and maintain
- Convenient Spare Bed For Camping, Out-Of-Town Guests And More

## What's in the Box:

- Air Tent Integrated Airbed
- 1 User manual
- 2 Self-adhesive Repair Patch
- Storage Bag
- Manual hand pump

## Technical Specs:

- Material Tent: POLY, Airbed: PVC
- Weight Capacity: 450 lbs
- Total Size of Tent: 82.5" x 52" x 51"-inches
- Total Size of Airbed: 82.5" x 52" x 10"-inches



**WARNING:**

This product can expose you to a chemical or group of chemicals, which may include "**Diisononyl phthalate (DINP)**" which is known in the state of California to cause cancer, birth defects, or other reproductive harm. For more info, go to <https://www.p65warnings.ca.gov/>.

## Questions? Issues?

We are here to help!

Phone: (1) 718-535-1800

Email: [support@pyleusa.com](mailto:support@pyleusa.com)